

# SUZUKI

PARTS CATALOGUE

## DF8A/9.9A

DF8A  
DF8AR  
DF9.9A  
DF9.9AR



**OUTBOARD MOTOR**

P01

2012-7

1ST EDITION

PREFACE

When it becomes necessary to replace parts on SUZUKI OUTBOARD MOTORS, always use SUZUKI GENUINE PARTS which have passed a strict inspection which guarantees quality and performance.

This parts catalogue covers the list of all service parts for SUZUKI DF8A/9.9A production start 2012.

INSTRUCTIONS FOR QUOTING THE CATALOGUE

1. DIMENSIONS

Dimensions of the parts in this catalogue are indicated in unit millimeters.

2. ABBREVIATIONS

Abbreviations used in this catalogue are as follows:

AR	: As required	NT	: Number of teeth
ASSY	: Assembly	OPT	: Optional
E. NO.	: Engine number	OS	: Over size
F. NO.	: Frame number	STD	: Standard
D	: Diameter of material	T	: Thickness
ID	: Inside diameter	US	: Under size
OD	: Outside diameter	W	: Width
L	: Length	W/	: with
LH(PORT)	: Left hand side	S,L	: Transom type
RH(STBD)	: Right hand side	SUS	: Stainless steel
~123456	: Up to E. NO. 00994F-123456		
123456~	: From E. NO. 00994F-123456		

12 x 34 x 5.6..... Figures in the description column

| | | show the dimensions of parts.  
ID OD T(or W,L)

→12345-56781 (Parts No.) : indicates that the parts number was changed to 12345-56781 and the new parts are interchangeable with the former ones but the former ones are not interchangeable with new ones.

←12345-56781 (Parts No.) : indicates that the former and new parts are interchangeable with each other and both are usable.

3. INNER PARTS OF ASSEMBLY

Part name with a dot (.) in front as shown in the description column indicates the component of the assembly also available individually.

4. MODIFICATION NOTICE

A parts bulletin will be sent to you on all occasions when changes in parts occur, including interchangeable modifications between new parts and old ones.

5. NOTE

5-1. There are some different parts from those of production models among spare parts for the administrative reasons and common use of them with other models.

5-2. In respect of rubber hoses and vinyl tubes, please be sure to use them by cutting off according to the length mentioned on parts catalogue or what is actually required on the vehicle.

5-3. Note that the drawings on the illustration page are for ready reference of spare parts number, not to be used as an assembly manual. When assembling, use "SUZUKI SERVICE MANUAL".

6. SPECIFICATION CODE

This catalogue contains the parts for the model designed for the following spec.:

spec. code : DF8A(R) : P1                      DF9.9A(R) : P1

7. MODEL NAME AND ENGINE NUMBER

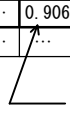
MODEL	DESTINATION	TYPE	TRANSOM	ENGINE NO.
DF8A	P01	00801F	S, L	00801F-310001~
DF8AR	P01	00801F	S, L	00801F-310001~
DF9.9A	P01	00994F	S, L	00994F-310001~
DF9.9AR	P01	00994F	S, L	00994F-310001~

MILLIMETER → INCH CONVERSION CHART

	0	1	2	3	4	5	6	7	8	9
00	.000	.039	.079	.118	.157	.197	.236	.276	.315	.354
10	.394	.433	.472	.512	.551	.591	.630	.669	.709	.748
20	.787	.827	.866	.906	.945	.984	1.024	1.063	1.102	1.142
30	1.181	1.220	1.260	1.299	1.339	1.378	1.417	1.457	1.496	1.535
40	1.575	1.614	1.654	1.693	1.732	1.772	1.811	1.850	1.890	1.929
50	1.969	2.008	2.047	2.087	2.126	2.165	2.205	2.214	2.283	2.323
60	2.362	2.402	2.441	2.480	2.520	2.559	2.598	2.638	2.677	2.717
70	2.756	2.795	2.835	2.874	2.913	2.953	2.992	3.031	3.071	3.110
80	3.150	3.189	3.228	3.268	3.307	3.346	3.386	3.425	3.465	3.504
90	3.543	3.583	3.622	3.661	3.701	3.740	3.780	3.819	3.858	3.898

How to read

	0	1	2	3	4
00	...	...	...	...	...
10	...	...	...	...	...
20	...	...	...	0.906	...
30	...	...	...	...	...


 23 millimeters equal 0.906 inch

Contents are subject to change without notice or obligation.

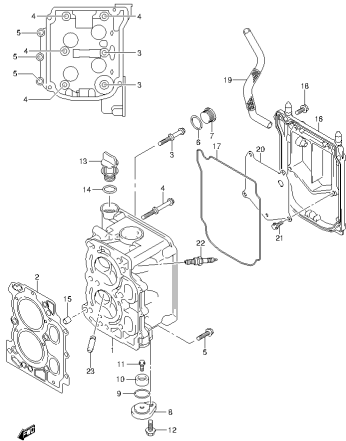
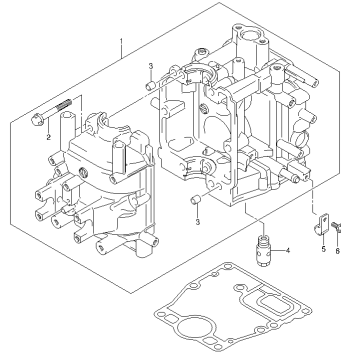
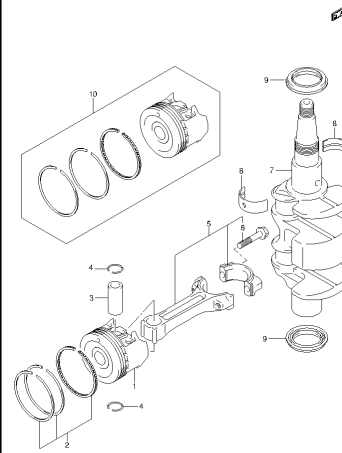
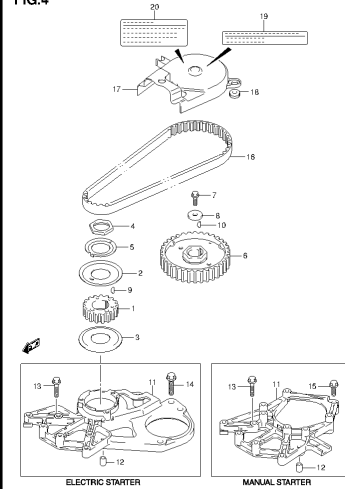
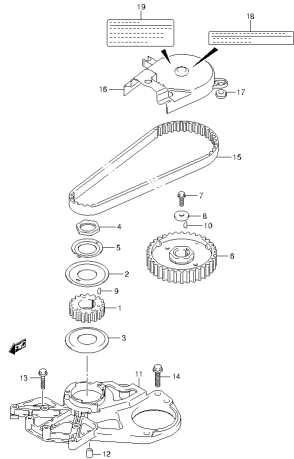
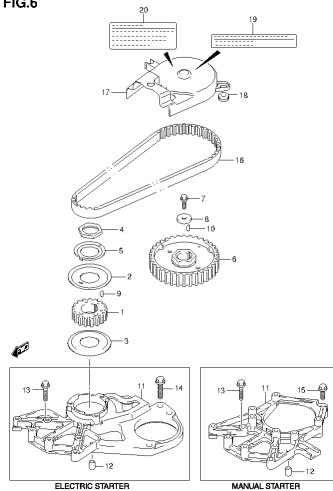
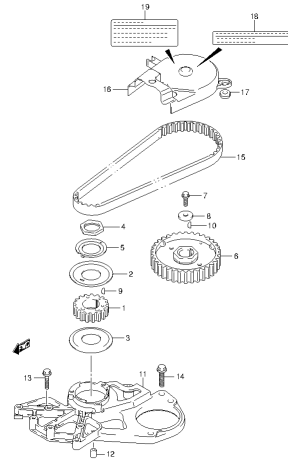
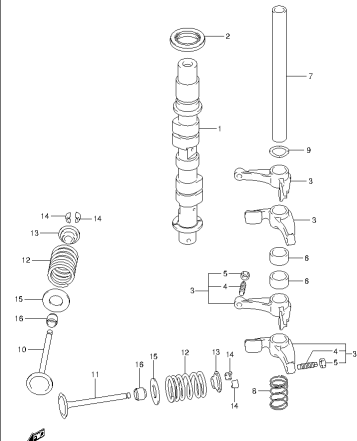
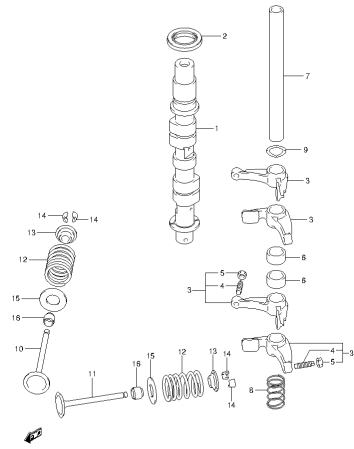
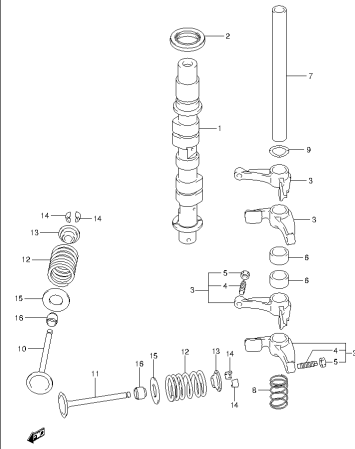
**FIG.1**DFBA\_9.9A\_F01\_013\_001  
CYLINDER HEAD**FIG.2**DFBA\_9.9A\_F01\_013\_002  
CYLINDER BLOCK**FIG.3**DFBA\_9.9A\_F01\_013\_003  
CRANKSHAFT**FIG.4**DFBA\_9.9A\_F01\_013\_004  
TIMING BELT**FIG.5**DFBA\_9.9A\_F01\_013\_005  
TIMING BELT**FIG.6**DFBA\_9.9A\_F01\_013\_006  
TIMING BELT**FIG.7**DFBA\_9.9A\_F01\_013\_007  
TIMING BELT**FIG.8**DFBA\_9.9A\_F01\_013\_008  
CAMSHAFT

FIG.9



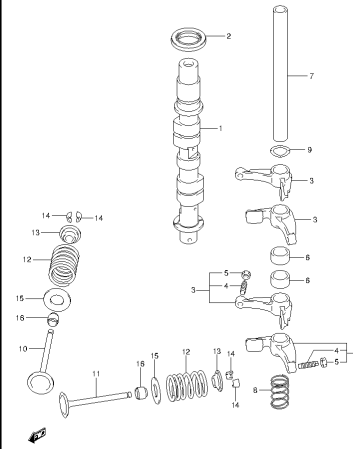
DFBA\_9.9A\_F01\_013\_009  
CAMSHAFT

FIG.10



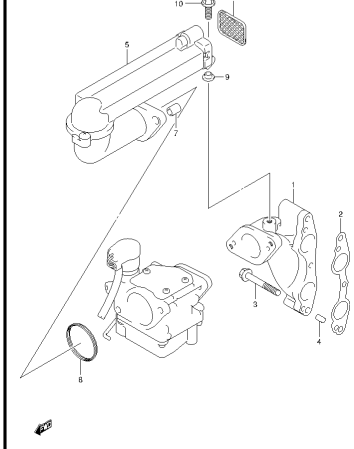
DFBA\_9.9A\_F01\_013\_010  
CAMSHAFT

FIG.11



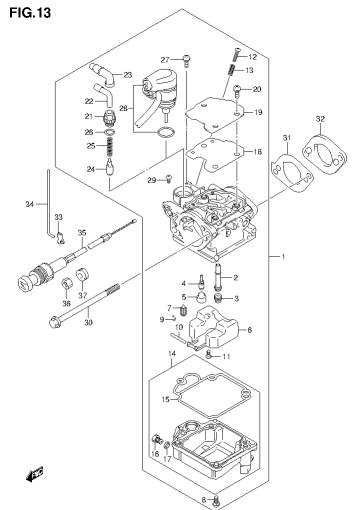
DFBA\_9.9A\_F01\_013\_011  
CAMSHAFT

FIG.12



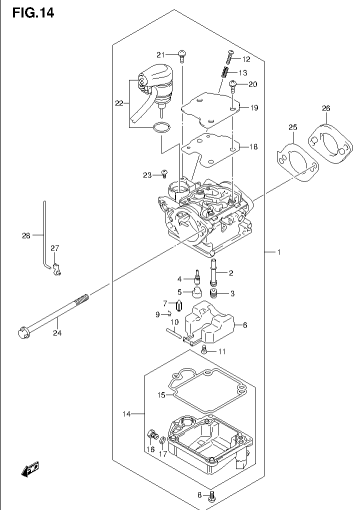
DFBA\_9.9A\_F01\_013\_012  
INLET MANIFOLD

FIG.13



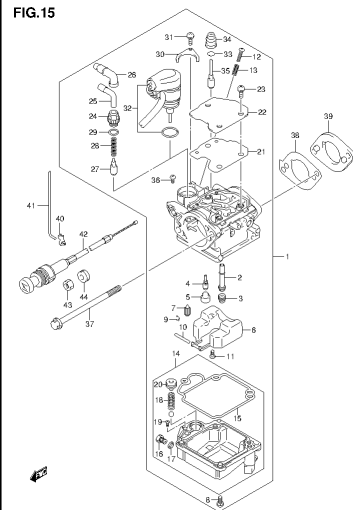
DFBA\_9.9A\_F01\_013\_013  
CARBURETOR

FIG.14



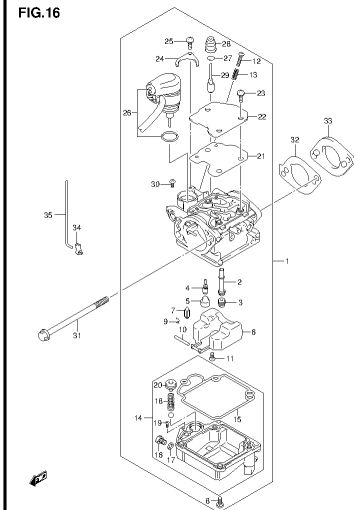
DFBA\_9.9A\_F01\_013\_014  
CARBURETOR

FIG.15



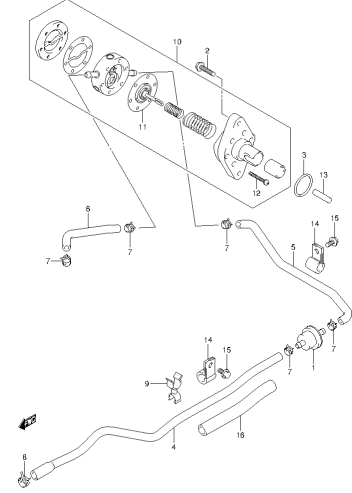
DFBA\_9.9A\_F01\_013\_015  
CARBURETOR

FIG.16



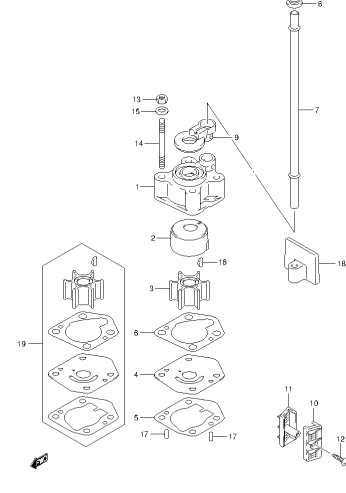
DFBA\_9.9A\_F01\_013\_016  
CARBURETOR

FIG.17



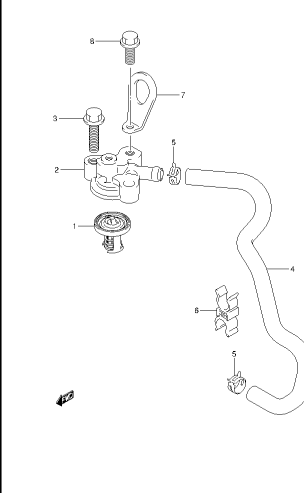
DFBA\_9\_9A\_F01\_013\_917  
FUEL PUMP

FIG.18



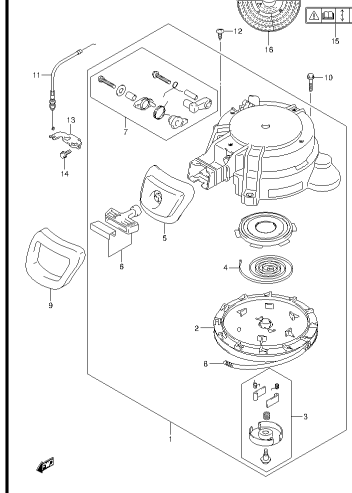
DFBA\_9\_9A\_F01\_013\_918  
WATER PUMP

FIG.19



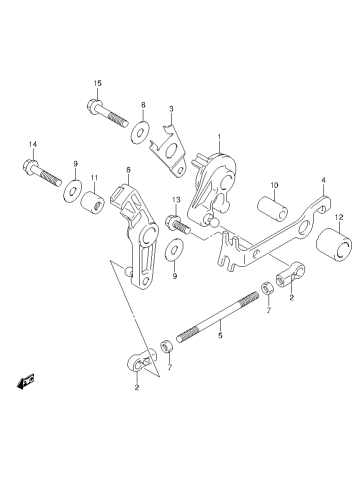
DFBA\_9\_9A\_F01\_013\_919  
THERMOSTAT

FIG.20



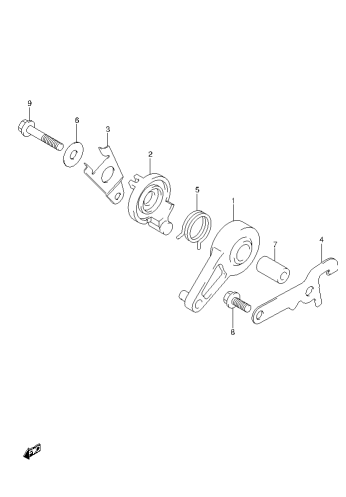
DFBA\_9\_9A\_F01\_013\_920  
RECOIL STARTER

FIG.21



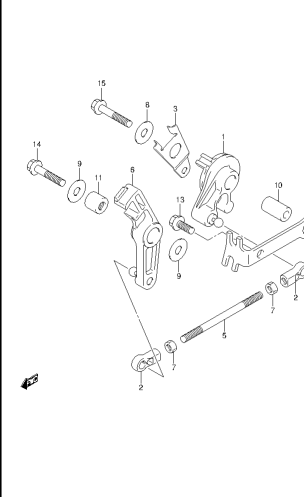
DFBA\_9\_9A\_F01\_013\_921  
THROTTLE CONTROL

FIG.22



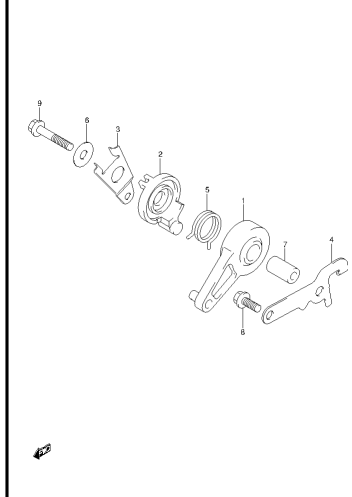
DFBA\_9\_9A\_F01\_013\_922  
THROTTLE CONTROL

FIG.23

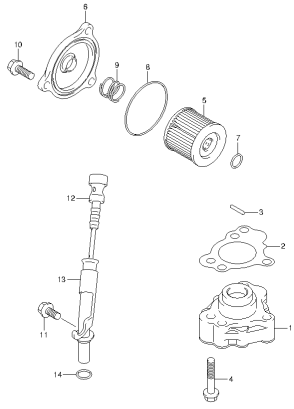


DFBA\_9\_9A\_F01\_013\_923  
THROTTLE CONTROL

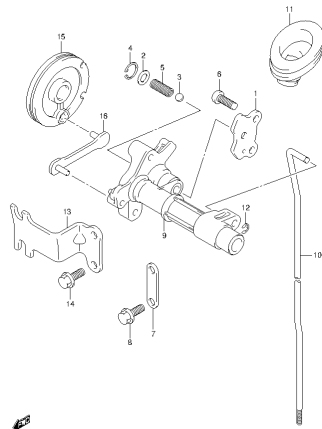
FIG.24



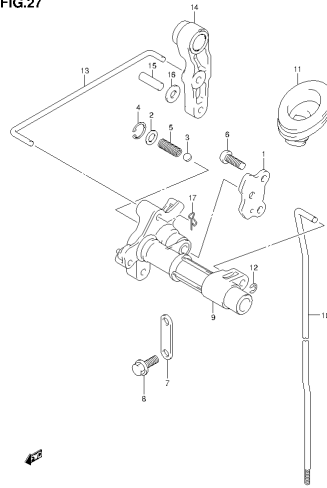
DFBA\_9\_9A\_F01\_013\_924  
THROTTLE CONTROL

**FIG.25**

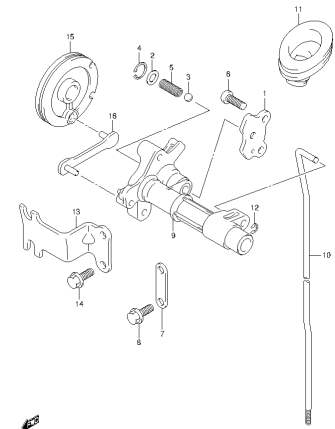
DFBA\_9.9A\_F01\_013\_925  
OIL PUMP

**FIG.26**

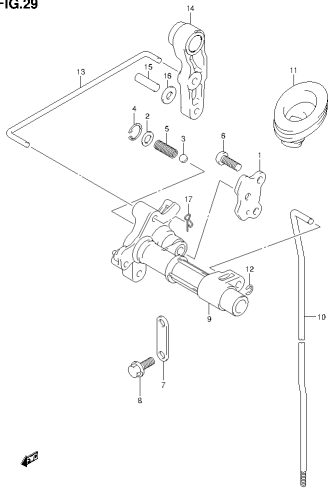
DFBA\_9.9A\_F01\_013\_926  
CLUTCH ROD

**FIG.27**

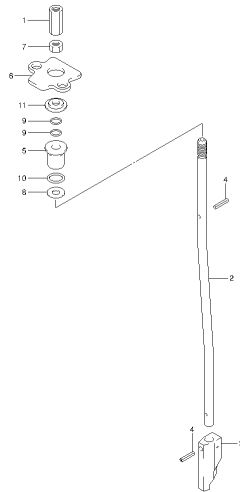
DFBA\_9.9A\_F01\_013\_927  
CLUTCH ROD

**FIG.28**

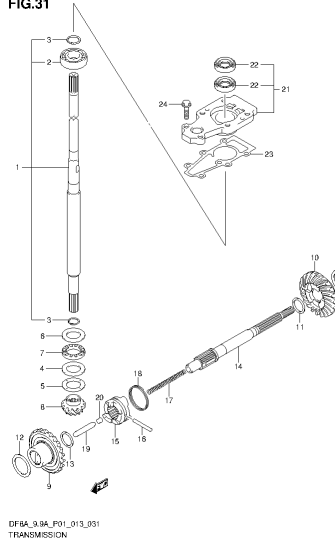
DFBA\_9.9A\_F01\_013\_928  
CLUTCH ROD

**FIG.29**

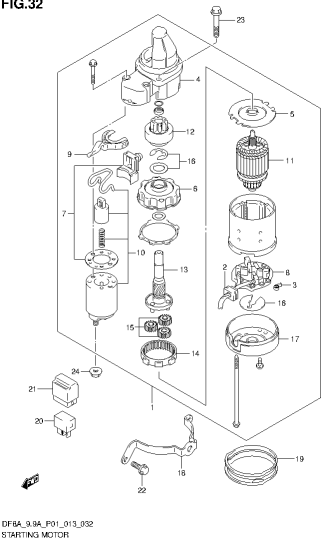
DFBA\_9.9A\_F01\_013\_929  
CLUTCH ROD

**FIG.30**

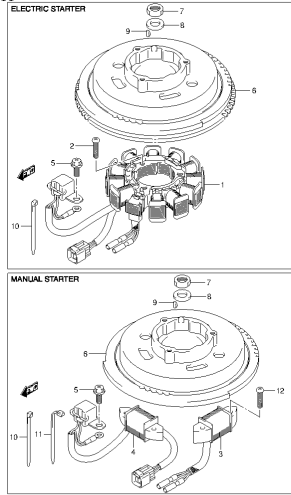
DFBA\_9.9A\_F01\_013\_930  
SHIFT ROD

**FIG.31**

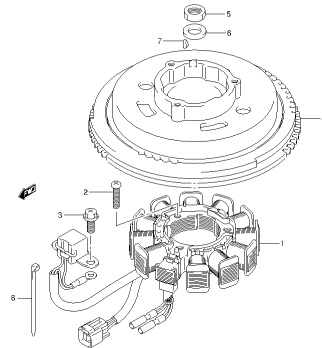
DFBA\_9.9A\_F01\_013\_931  
TRANSMISSION

**FIG.32**

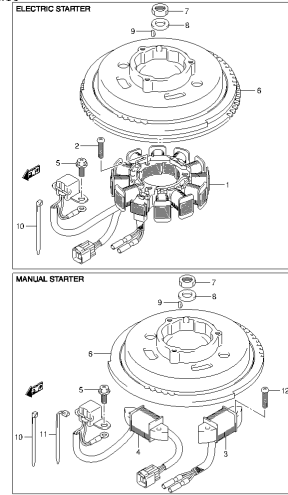
DFBA\_9.9A\_F01\_013\_932  
STARTING MOTOR

**FIG.33**

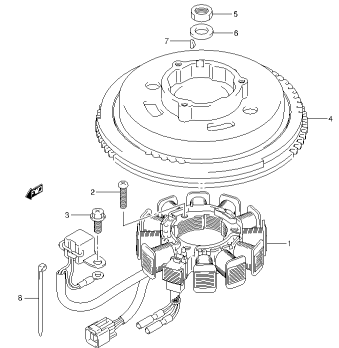
DFBA\_9.9A\_F01\_013\_933  
MAGNETO

**FIG.34**

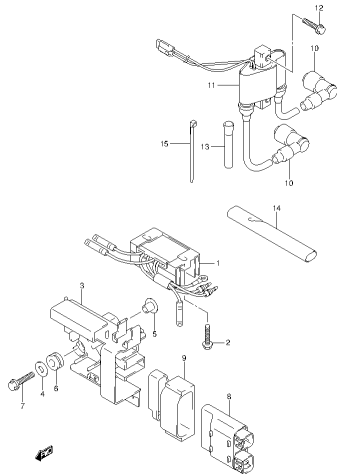
DFBA\_9.9A\_F01\_013\_934  
MAGNETO

**FIG.35**

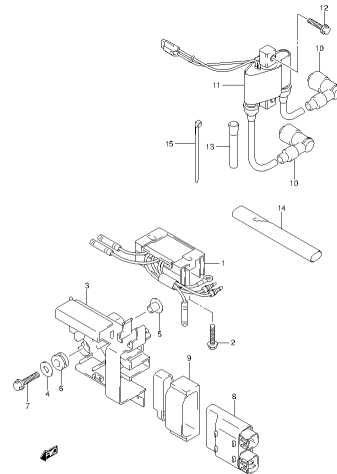
DFBA\_9.9A\_F01\_013\_935  
MAGNETO

**FIG.36**

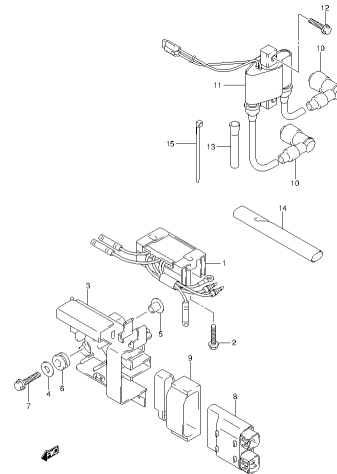
DFBA\_9.9A\_F01\_013\_936  
MAGNETO

**FIG.37**

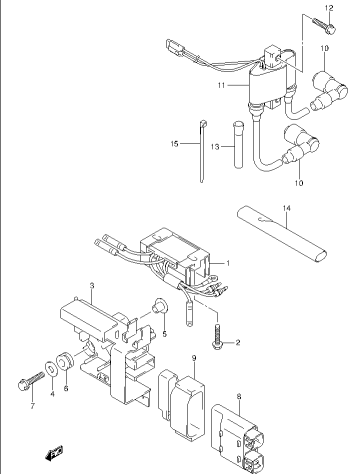
DFBA\_9.9A\_F01\_013\_937  
RECTIFIER / IGNITION COIL

**FIG.38**

DFBA\_9.9A\_F01\_013\_938  
RECTIFIER / IGNITION COIL

**FIG.39**

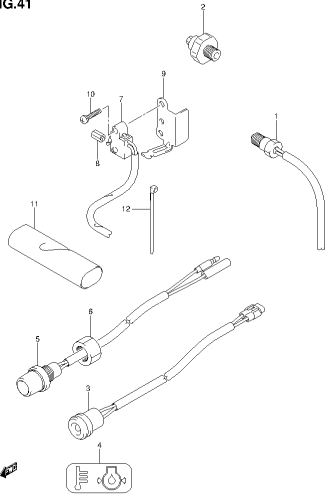
DFBA\_9.9A\_F01\_013\_939  
RECTIFIER / IGNITION COIL

**FIG.40**

DFBA\_9.9A\_F01\_013\_940  
RECTIFIER / IGNITION COIL

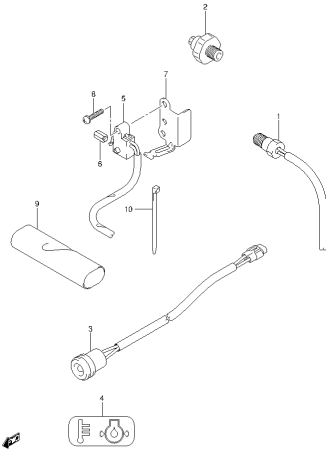


FIG.41



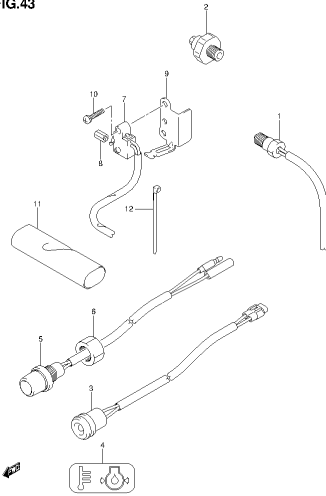
DFBA\_3\_9A\_F01\_013\_041  
SENSOR / SWITCH

FIG.42



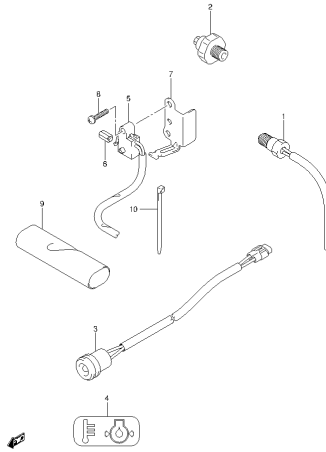
DFBA\_3\_9A\_F01\_013\_042  
SENSOR / SWITCH

FIG.43



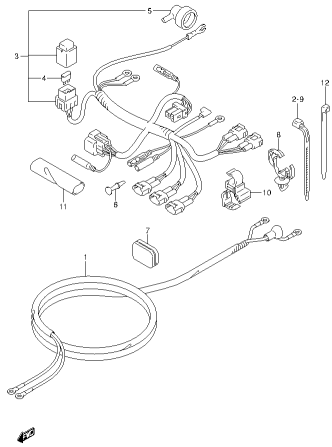
DFBA\_3\_9A\_F01\_013\_043  
SENSOR / SWITCH

FIG.44



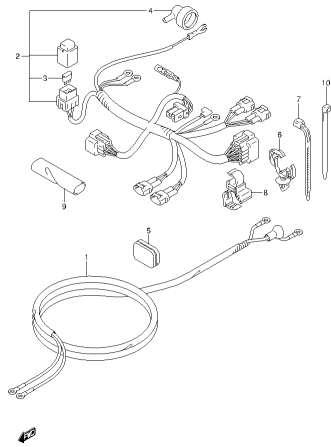
DFBA\_3\_9A\_F01\_013\_044  
SENSOR / SWITCH

FIG.45



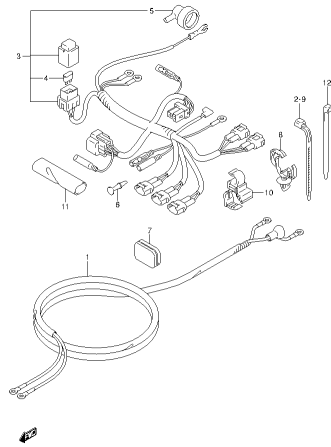
DFBA\_3\_9A\_F01\_013\_045  
HARNESS

FIG.46



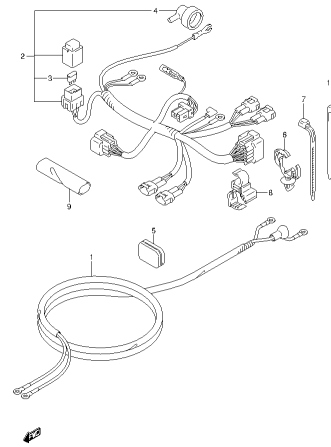
DFBA\_3\_9A\_F01\_013\_046  
HARNESS

FIG.47



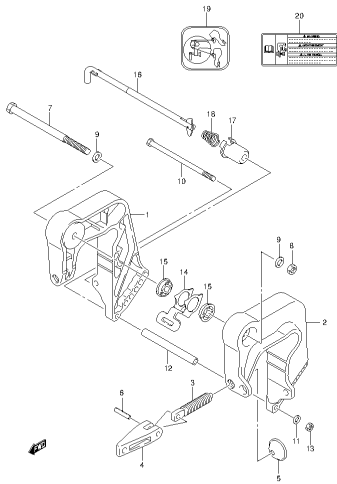
DFBA\_3\_9A\_F01\_013\_047  
HARNESS

FIG.48



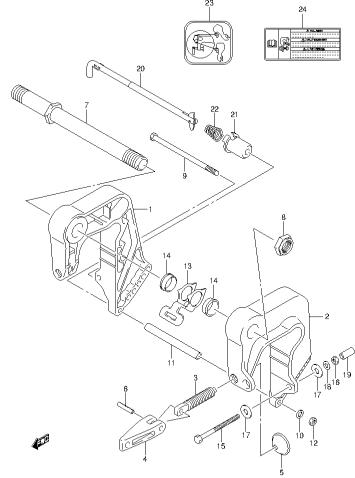
DFBA\_3\_9A\_F01\_013\_048  
HARNESS

FIG.49



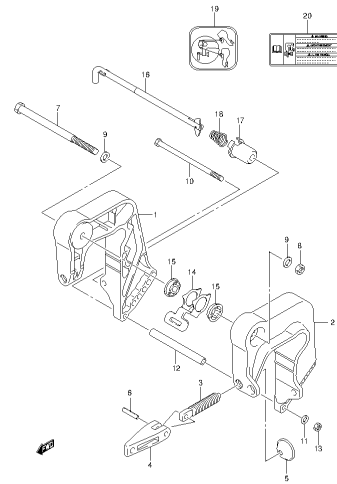
DFBA\_3\_9A\_F01\_013\_049  
CLAMP BRACKET

FIG.50



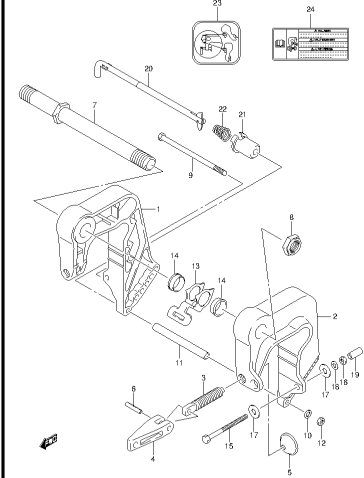
DFBA\_3\_9A\_F01\_013\_050  
CLAMP BRACKET

FIG.51



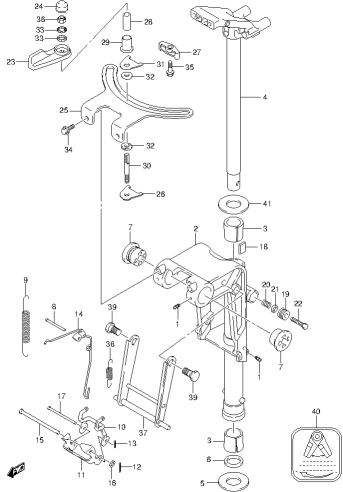
DFBA\_3\_9A\_F01\_013\_051  
CLAMP BRACKET

FIG.52



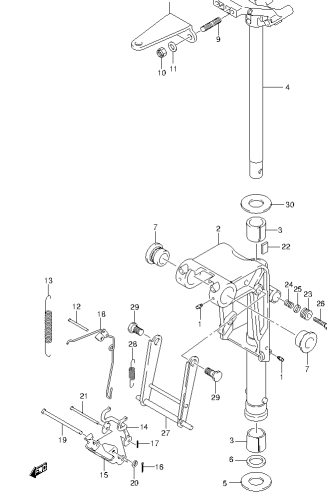
DFBA\_3\_9A\_F01\_013\_052  
CLAMP BRACKET

FIG.53



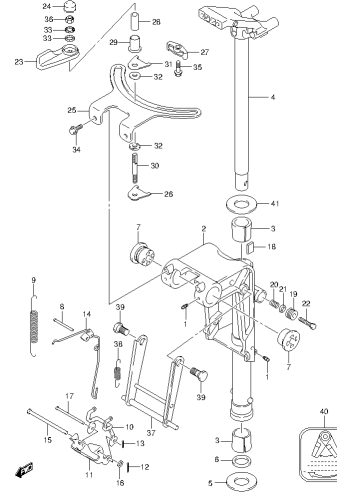
DFBA\_3\_9A\_F01\_013\_053  
SWIVEL BRACKET

FIG.54



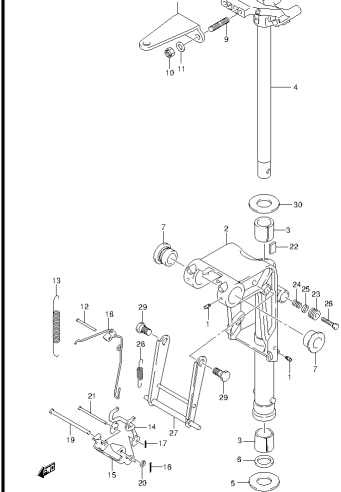
DFBA\_3\_9A\_F01\_013\_054  
SWIVEL BRACKET

FIG.55



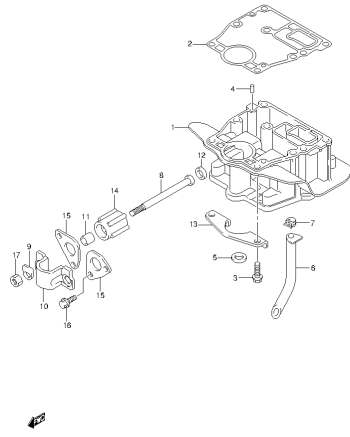
DFBA\_3\_9A\_F01\_013\_055  
SWIVEL BRACKET

FIG.56



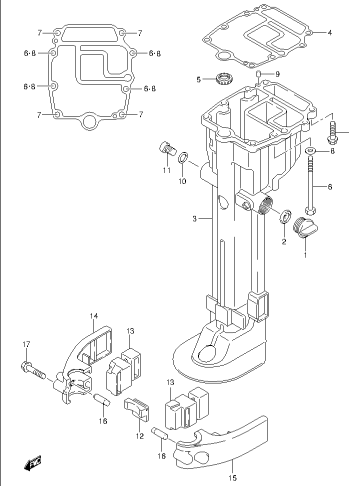
DFBA\_3\_9A\_F01\_013\_056  
SWIVEL BRACKET

FIG.57



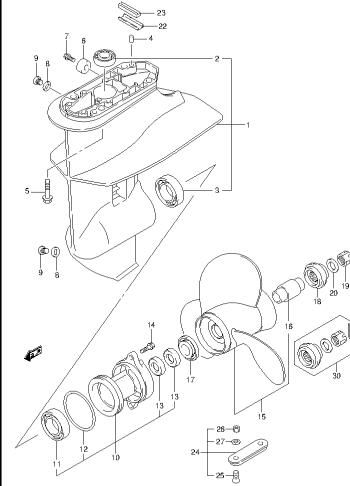
DFBA\_3.9A\_F01\_013\_057  
ENGINE HOLDER

FIG.58



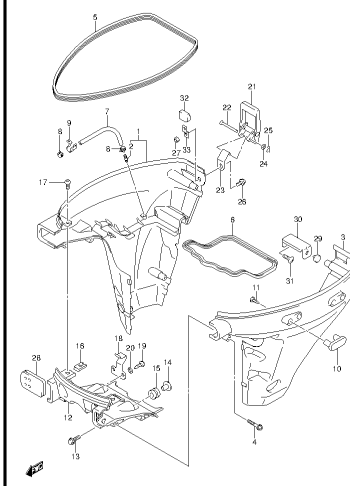
DFBA\_3.9A\_F01\_013\_058  
DRIVE SHAFT HOUSING

FIG.59



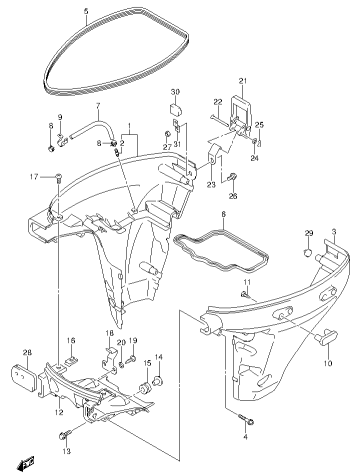
DFBA\_3.9A\_F01\_013\_059  
GEAR CASE

FIG.60



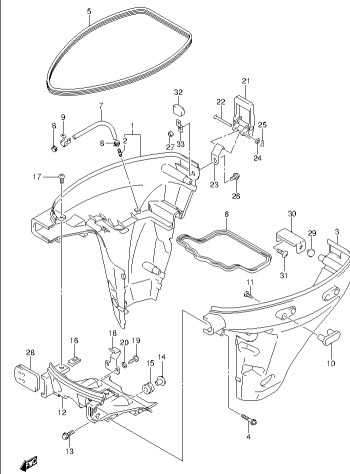
DFBA\_3.9A\_F01\_013\_060  
SIDE COVER

FIG.61



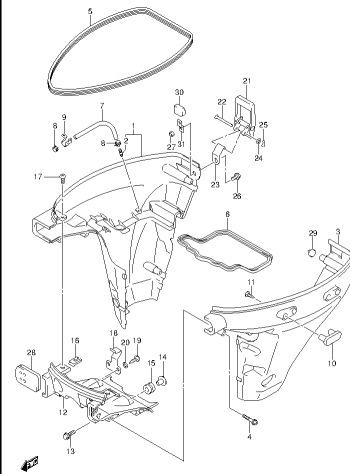
DFBA\_3.9A\_F01\_013\_061  
SIDE COVER

FIG.62



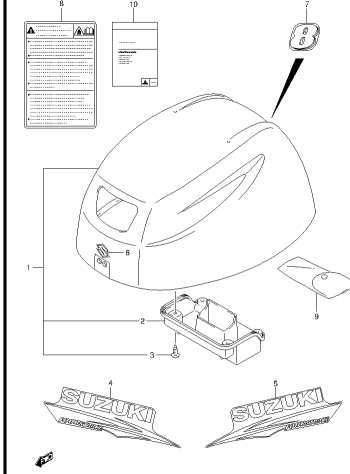
DFBA\_3.9A\_F01\_013\_062  
SIDE COVER

FIG.63

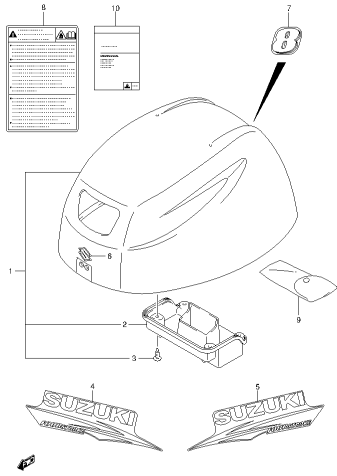


DFBA\_3.9A\_F01\_013\_063  
SIDE COVER

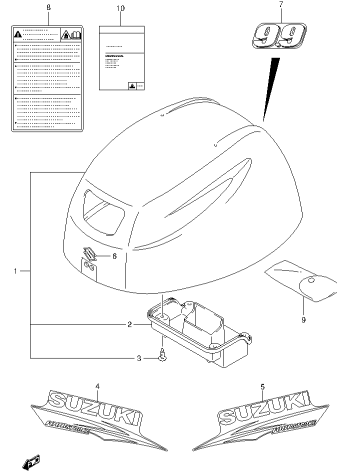
FIG.64



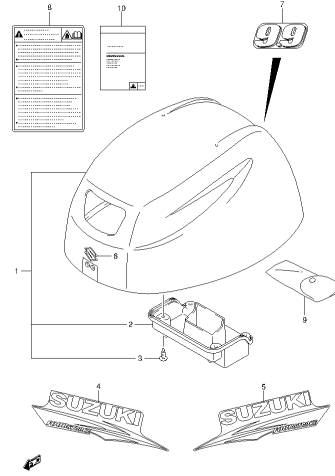
DFBA\_3.9A\_F01\_013\_064  
ENGINE COVER

**FIG.65**

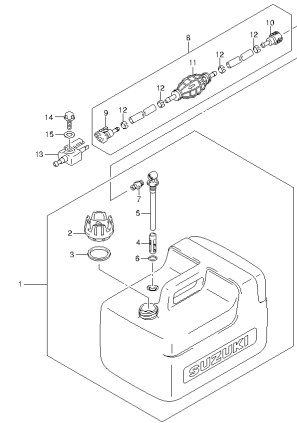
DFBA\_9.9A\_F01\_013\_065  
ENGINE COVER

**FIG.66**

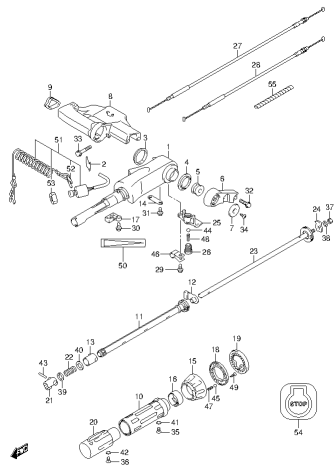
DFBA\_9.9A\_F01\_013\_066  
ENGINE COVER

**FIG.67**

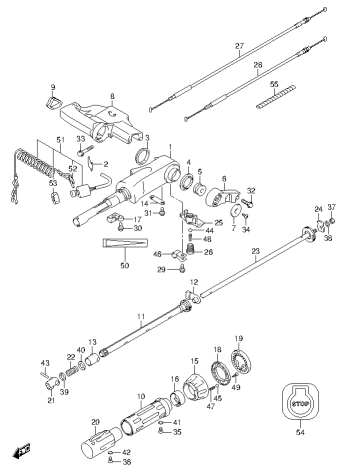
DFBA\_9.9A\_F01\_013\_067  
ENGINE COVER

**FIG.68**

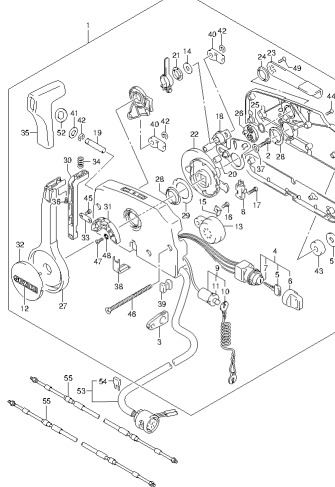
DFBA\_9.9A\_F01\_013\_068  
FUEL TANK (RESIN 12L)

**FIG.69**

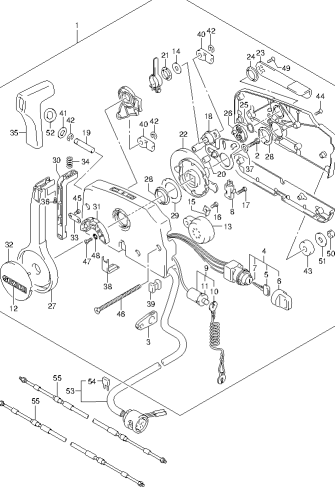
DFBA\_9.9A\_F01\_013\_069  
TILLER HANDLE

**FIG.70**

DFBA\_9.9A\_F01\_013\_070  
TILLER HANDLE

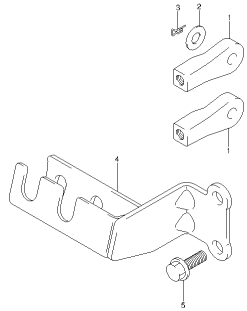
**FIG.71**

DFBA\_9.9A\_F01\_013\_071  
REMOTE CONTROL

**FIG.72**

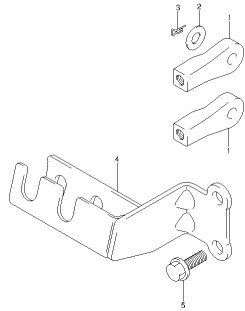
DFBA\_9.9A\_F01\_013\_072  
REMOTE CONTROL

FIG.73



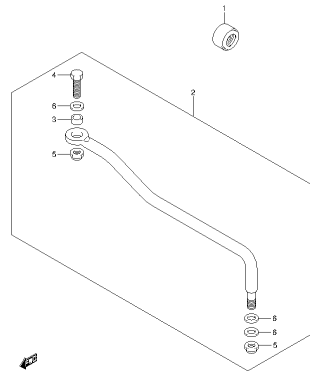
DFBA\_9.9A\_F01\_013\_973  
REMOCON CABLE HOLDER

FIG.74



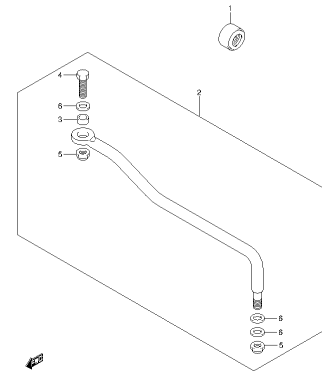
DFBA\_9.9A\_F01\_013\_974  
REMOCON CABLE HOLDER

FIG.75



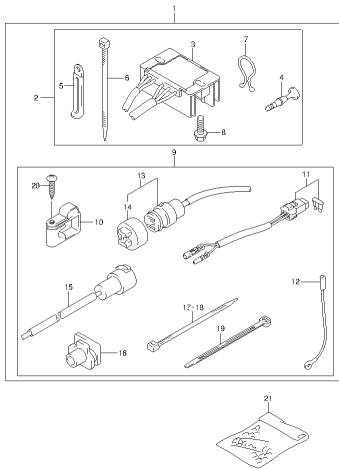
DFBA\_9.9A\_F01\_013\_975  
DRAG LINK

FIG.76



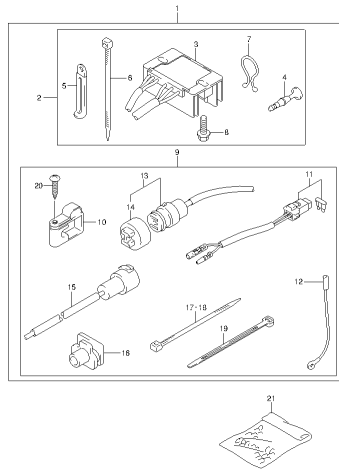
DFBA\_9.9A\_F01\_013\_976  
DRAG LINK

FIG.77



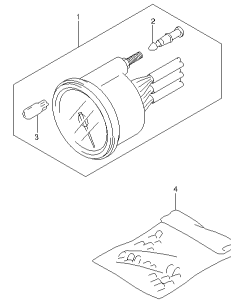
DFBA\_9.9A\_F01\_013\_977  
OPT. ELECTRICAL (MANUAL STARTER)

FIG.78



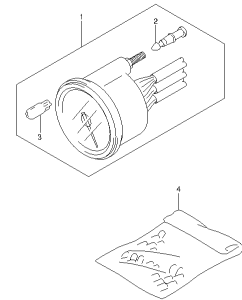
DFBA\_9.9A\_F01\_013\_978  
OPT. ELECTRICAL (MANUAL STARTER)

FIG.79



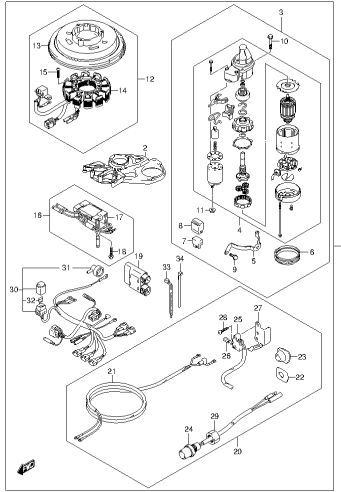
DFBA\_9.9A\_F01\_013\_979  
OPT. METER

FIG.80



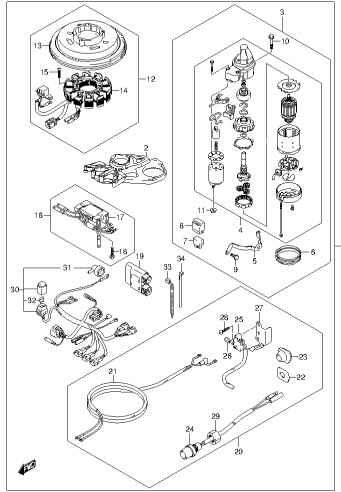
DFBA\_9.9A\_F01\_013\_980  
OPT. METER

FIG.81



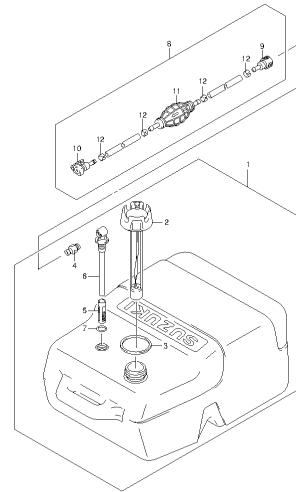
DFBA\_9\_9A\_F01\_013\_361  
OPT STARTING MOTOR (MANUAL STARTER)

FIG.82



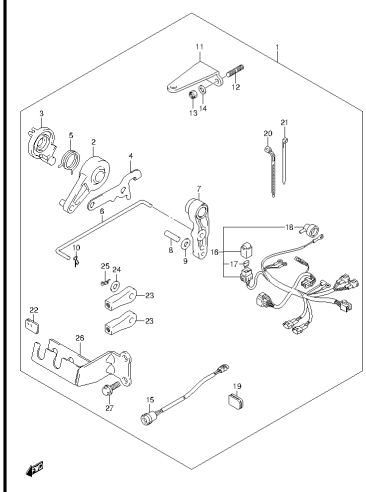
DFBA\_9\_9A\_F01\_013\_362  
OPT STARTING MOTOR (MANUAL STARTER)

FIG.83



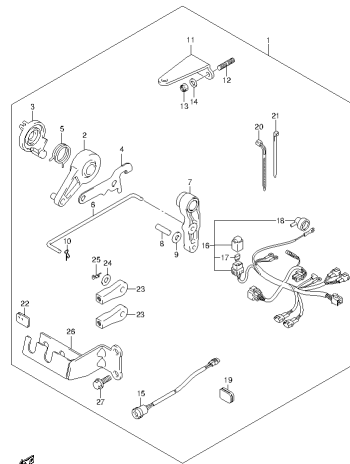
DFBA\_9\_9A\_F01\_013\_363  
OPT FUEL TANK (RESIN 25L)

FIG.84



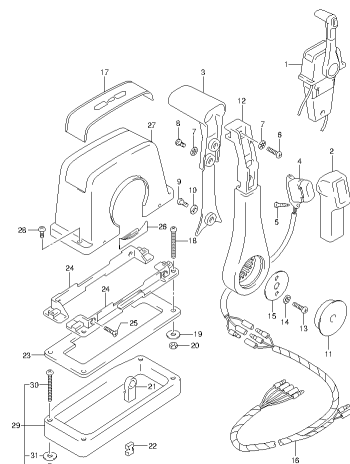
DFBA\_9\_9A\_F01\_013\_364  
OPT REMOTE CONTROL PARTS

FIG.85



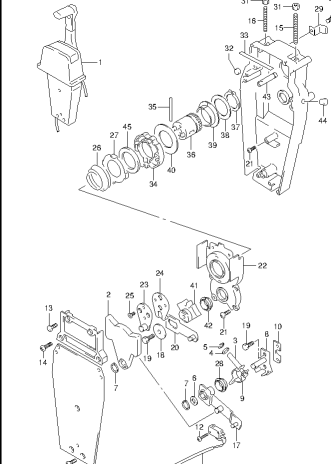
DFBA\_9\_9A\_F01\_013\_365  
OPT REMOTE CONTROL PARTS

FIG.86



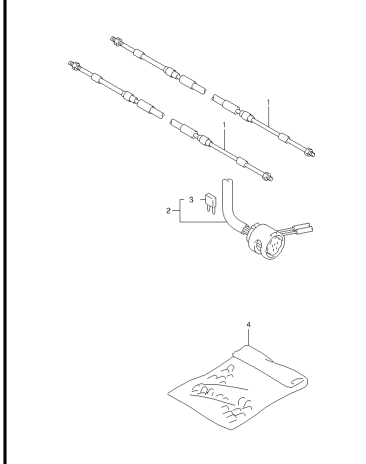
DFBA\_9\_9A\_F01\_013\_366  
OPT REMOTE CONTROL ASSY SINGLE (1)

FIG.87



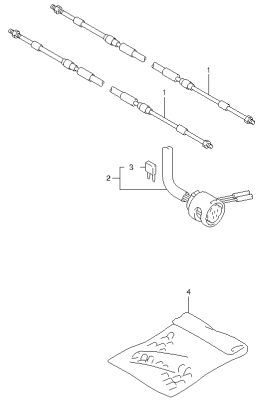
DFBA\_9\_9A\_F01\_013\_367  
OPT REMOTE CONTROL ASSY SINGLE (2)

FIG.88



DFBA\_9\_9A\_F01\_013\_368  
OPT REMOCCON CABLE

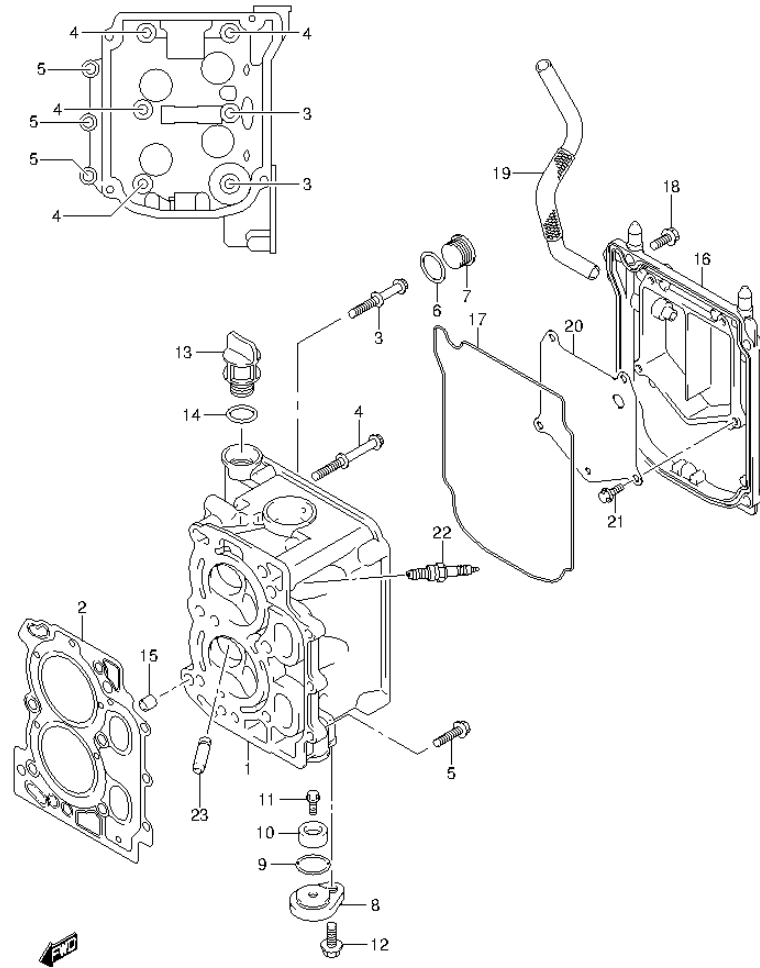
FIG.89



DFBA\_3\_9A\_P01\_013\_269  
OFF-FIRE EXTINGUISHING CABLE

FIG.1

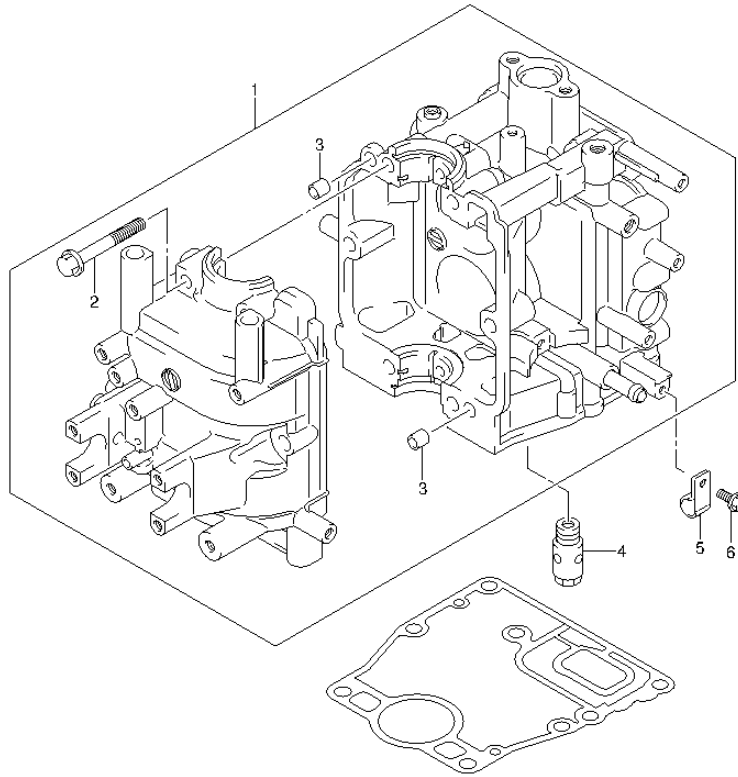
FIG.1 (1-B-2) CYLINDER HEAD



REF NO.	PART NO.	DESCRIPTION	Q'TY	REMARKS
1	11110-99J00	HEAD, CYLINDER	1	
2	11141-99J00	GASKET, CYLINDER HEAD	1	
3	11118-99JL0	BOLT, NO.1 (8X67)	2	
4	11119-99JL0	BOLT, NO.2 (8X77)	4	
5	01550-06257	BOLT	3	
6	11216-90J00	GASKET,OIL GALLERY PLUG	1	
7	09248-22002	PLUG (22X11)	1	
8	11261-93JL0	COVER, PROTECTION ANODE	1	
9	09280-22019	O RING (D:1.9,ID:21.8)	1	
10	55321-87J00	ANODE, PROTECTION	1	
11	09103-06281	BOLT (6X14)	1	
12	01550-08207	BOLT	1	
13	11382-93E00	CAP, OIL FILLER	1	
14	09280-17003	O RING (D:3.1,ID:16.8)	1	
15	04211-09109	PIN	2	
16	11170-99J00	COVER, CYLINDER HEAD	1	
17	11178-99J00	O RING, CYLINDER HEAD COVER	1	
18	01550-06207	BOLT	4	
19	11196-99J00	HOSE, BREATHER	1	
20	11173-99J00	PLATE, BREATHER	1	
21	01550-0612A	BOLT	4	
22	09482-00528	SPARK PLUG (CR6E)	2	
23	11115-09G00-001	GUIDE, VALVE (OS)	4	OPT



**FIG.2**



**FIG.2 (1-B-3) CYLINDER BLOCK**

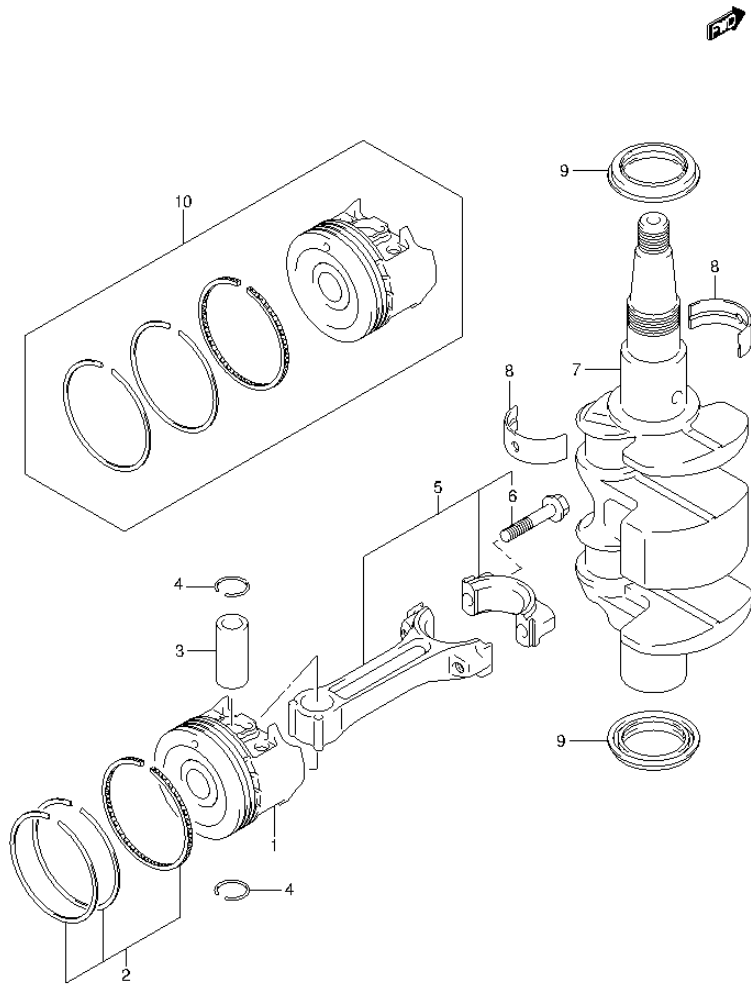
REF NO.	PART NO.	DESCRIPTION	Q'TY	REMARKS
1	11301-99J00	BLOCK ASSY, CYLINDER	1	
2	01560-08557	.BOLT	6	
3	04211-09109	.PIN	2	
4	16440-11D00	REGULATOR ASSY, ENGINE	1	
5	09403-12406	CLAMP	1	
6	01550-06127	BOLT	1	



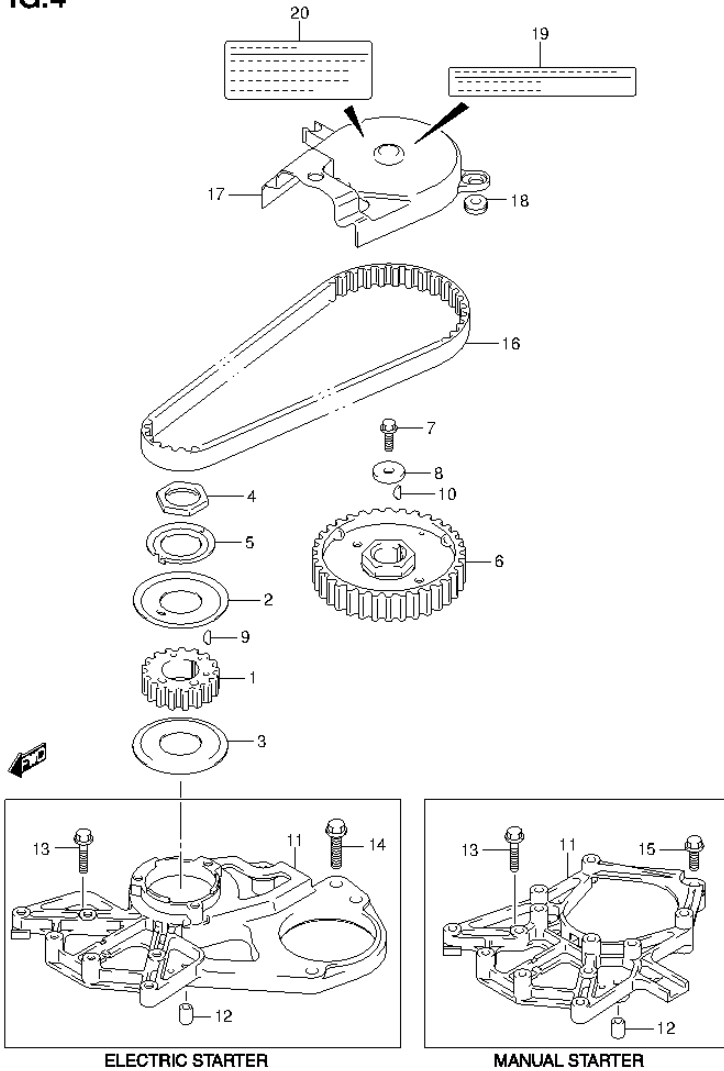
FIG.3

FIG.3 (1-B-4) CRANKSHAFT

REF NO.	PART NO.	DESCRIPTION	Q'TY	REMARKS
1	12111-99JL0-0B0	PISTON	2	
2	12140-99J00	RING SET, PISTON	2	
3	12151-99JL0	PIN, PISTON	2	
4	09381-14001	CIRCLIP	4	
5	12160-99JL0	CONNROD ASSY	2	
6	12163-99JL0	.BOLT, CONNROD	4	
7	12220-99JL0	CRANKSHAFT	1	
8	12341-99JL0	BEARING, CRANKSHAFT	4	
9	09283-30075	OIL SEAL (28.8X45.5X6.5)	2	
10	12100-99JL0-050	PISTON SET (OS:0.50)	2	OPT



**FIG.4**



**FIG.4 (1-B-5) TIMING BELT (DF8A P01)**

REF NO.	PART NO.	DESCRIPTION	Q'TY	REMARKS
1	12631-99JM0	PULLEY, CRANKSHAFT	1	
2	12635-99J00	GUIDE, TIMING BELT (UPPER)	1	
3	12636-99J00	GUIDE, TIMING BELT (LOWER)	1	
4	12637-99J00	NUT, TIMING PULLEY (M24)	1	
5	12638-99J00	WASHER, PULLEY NUT LOCK	1	
6	12741-99JL0	PULLEY, CAMSHAFT	1	
7	09103-06267	BOLT (6X18)	1	
8	09160-06150	WASHER (6.5X24X4)	1	
9	08341-31039	KEY	1	
10	08341-31039	KEY	1	
11-1	12625-99J00	BASE, STATOR	1	W/ELECTRIC STARTER
11-2	12625-99J10	BASE, STATOR	1	W/MANUAL STARTER
12	04211-09149	PIN	2	
13	01550-06307	BOLT	3	
14	01550-08307	BOLT	1	W/ELECTRIC STARTER
15	01550-06127	BOLT	1	W/MANUAL STARTER
16	12761-99J00	BELT, TIMING	1	
17	12764-99J00	COVER, TIMING BELT	1	
18	09308-08011	GROMMET	2	
19	61493-99J00	LABEL, CLEARANCE	1	
20	61494-99J00	LABEL, OIL	1	

FIG.5

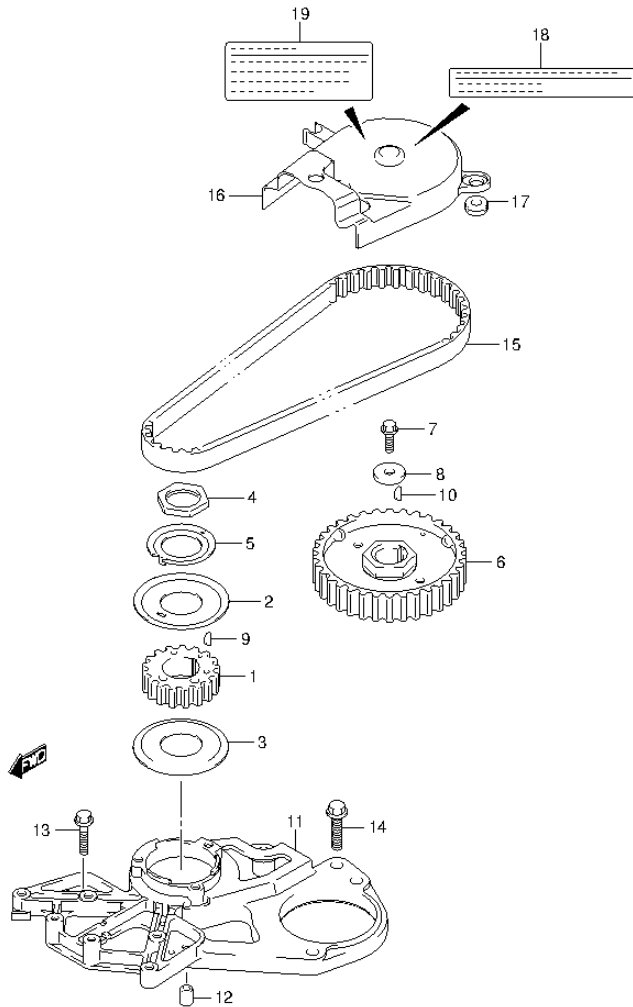
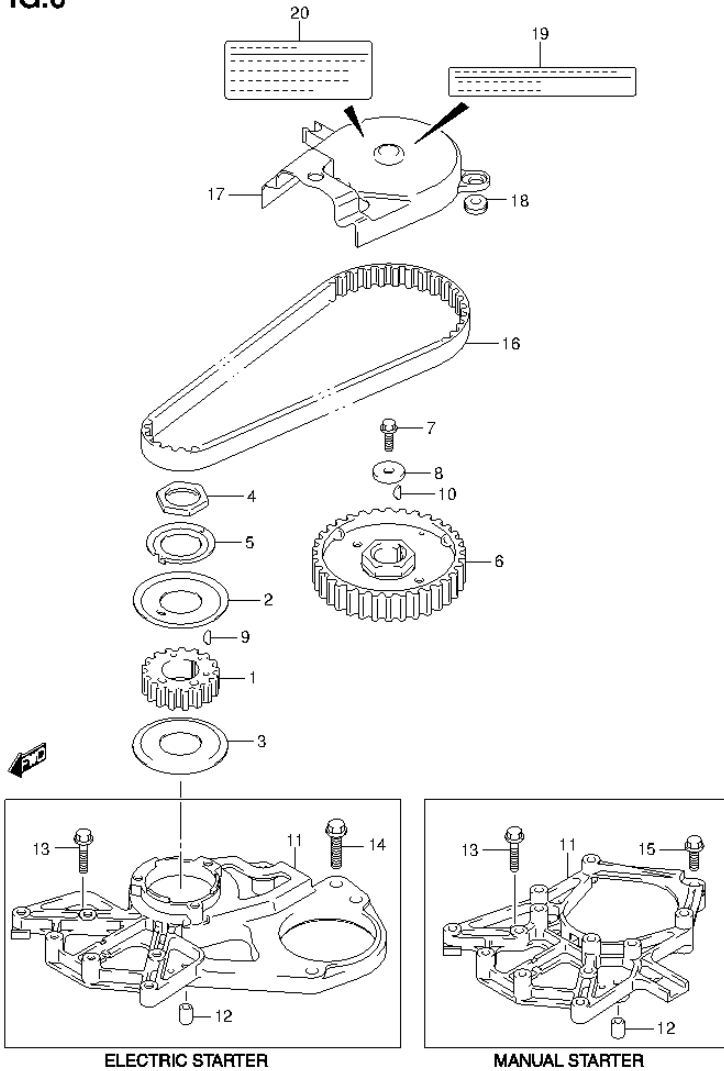


FIG.5 (1-B-6) TIMING BELT (DF8AR P01)

REF NO.	PART NO.	DESCRIPTION	Q'TY	REMARKS
1	12631-99J00	PULLEY, CRANKSHAFT	1	
2	12635-99J00	GUIDE, TIMING BELT (UPPER)	1	
3	12636-99J00	GUIDE, TIMING BELT (LOWER)	1	
4	12637-99J00	NUT, TIMING PULLEY (M24)	1	
5	12638-99J00	WASHER, PULLEY NUT LOCK	1	
6	12741-99JL0	PULLEY, CAMSHAFT	1	
7	09103-06267	BOLT (6X18)	1	
8	09160-06150	WASHER (6.5X24X4)	1	
9	08341-31039	KEY	1	
10	08341-31039	KEY	1	
11	12625-99J00	BASE, STATOR	1	
12	04211-09149	PIN	2	
13	01550-06307	BOLT	3	
14	01550-08307	BOLT	1	
15	12761-99J00	BELT, TIMING	1	
16	12764-99J00	COVER, TIMING BELT	1	
17	09308-08011	GROMMET	2	
18	61493-99J00	LABEL, CLEARANCE	1	
19	61494-99J00	LABEL, OIL	1	

**FIG.6**



**FIG.6 (1-B-7) TIMING BELT (DF9.9A P01)**

REF NO.	PART NO.	DESCRIPTION	Q'TY	REMARKS
1	12631-99JM0	PULLEY, CRANKSHAFT	1	
2	12635-99J00	GUIDE, TIMING BELT (UPPER)	1	
3	12636-99J00	GUIDE, TIMING BELT (LOWER)	1	
4	12637-99J00	NUT, TIMING PULLEY (M24)	1	
5	12638-99J00	WASHER, PULLEY NUT LOCK	1	
6	12741-99JL0	PULLEY, CAMSHAFT	1	
7	09103-06267	BOLT (6X18)	1	
8	09160-06150	WASHER (6.5X24X4)	1	
9	08341-31039	KEY	1	
10	08341-31039	KEY	1	
11-1	12625-99J00	BASE, STATOR	1	W/ELECTRIC STARTER
11-2	12625-99J10	BASE, STATOR	1	W/MANUAL STARTER
12	04211-09149	PIN	2	
13	01550-06307	BOLT	3	
14	01550-08307	BOLT	1	W/ELECTRIC STARTER
15	01550-06127	BOLT	1	W/MANUAL STARTER
16	12761-99J00	BELT, TIMING	1	
17	12764-99J00	COVER, TIMING BELT	1	
18	09308-08011	GROMMET	2	
19	61493-99J00	LABEL, CLEARANCE	1	
20	61494-99J00	LABEL, OIL	1	

FIG.7

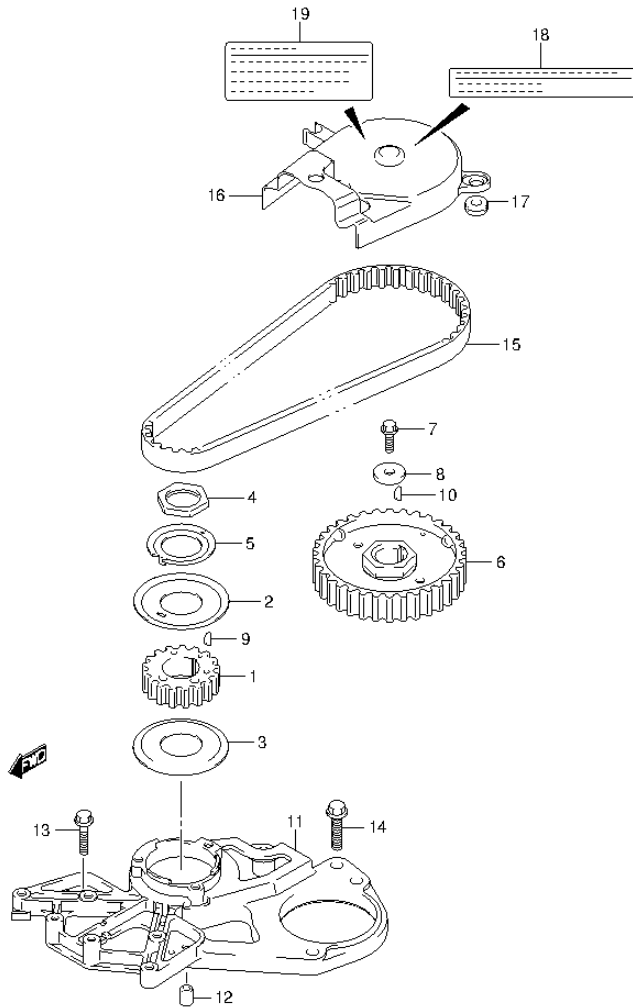


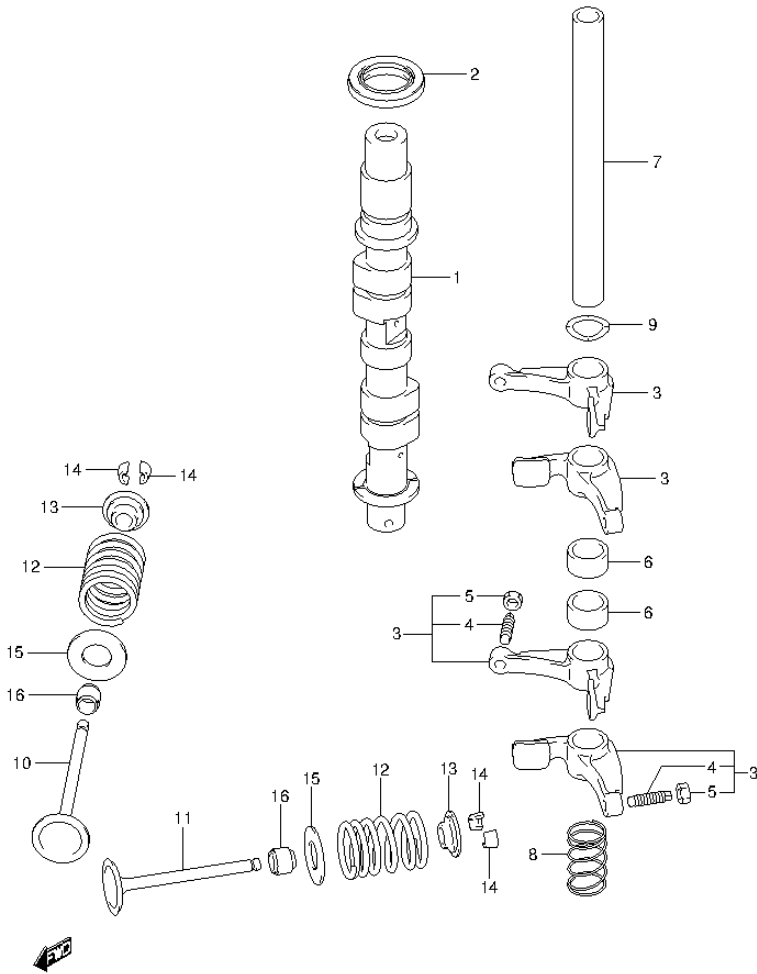
FIG.7 (1-B-8) TIMING BELT (DF9.9AR P01)

REF NO.	PART NO.	DESCRIPTION	Q'TY	REMARKS
1	12631-99JM0	PULLEY, CRANKSHAFT	1	
2	12635-99J00	GUIDE, TIMING BELT (UPPER)	1	
3	12636-99J00	GUIDE, TIMING BELT (LOWER)	1	
4	12637-99J00	NUT, TIMING PULLEY (M24)	1	
5	12638-99J00	WASHER, PULLEY NUT LOCK	1	
6	12741-99JL0	PULLEY, CAMSHAFT	1	
7	09103-06267	BOLT (6X18)	1	
8	09160-06150	WASHER (6.5X24X4)	1	
9	08341-31039	KEY	1	
10	08341-31039	KEY	1	
11	12625-99J00	BASE, STATOR	1	
12	04211-09149	PIN	2	
13	01550-06307	BOLT	3	
14	01550-08307	BOLT	1	
15	12761-99J00	BELT, TIMING	1	
16	12764-99J00	COVER, TIMING BELT	1	
17	09308-08011	GROMMET	2	
18	61493-99J00	LABEL, CLEARANCE	1	
19	61494-99J00	LABEL, OIL	1	

FIG.8

FIG.8 (1-B-9) CAMSHAFT (DF8A P01)

REF NO.	PART NO.	DESCRIPTION	Q'TY	REMARKS
1-1	12700-99JL0	CAMSHAFT ASSY	1	W/MANUAL STARTER W/DECOMP
1-2	12711-99JM0	CAMSHAFT	1	W/ELECTRIC STARTER N/DECOMP
2	09283-21009	OIL SEAL (19.7X33X6)	1	
3	12840-99J00	ARM, ROCKER	4	
4	12842-49201	.SCREW, TAPPET ADJUSTING	4	
5	12843-27A00	.NUT, TAPPET ADJUSTING	4	
6	12843-99J00	SPACER, ROCKER ARM (13X18X9)	2	
7	12861-99JL0	SHAFT, ROCKER ARM (9X13X142.5)	1	
8	12891-99J00	SPRING, ROCKER SHAFT	1	
9	09164-13008	WASHER	1	
10	12911-99J00	VALVE, INTAKE	2	
11	12915-99J00	VALVE, EXHAUST	2	
12	12921-99J00	SPRING, VALVE	4	
13	12931-09420	RETAINER, VALVE SPRING	4	
14	12932-09G00	COTTER, VALVE	8	
15	12933-71C00	SEAT, VALVE SPRING	4	
16	09289-05008	OIL SEAL (5X10.5X8.4)	4	



**FIG.9**

**FIG.9 (1-B-10) CAMSHAFT (DF8AR P01)**

REF NO.	PART NO.	DESCRIPTION	Q'TY	REMARKS
1	12711-99JM0	CAMSHAFT	1	
2	09283-21009	OIL SEAL (19.7X33X6)	1	
3	12840-99J00	ARM, ROCKER	4	
4	12842-49201	.SCREW, TAPPET ADJUSTING	4	
5	12843-27A00	.NUT, TAPPET ADJUSTING	4	
6	12843-99J00	SPACER, ROCKER ARM (13X18X9)	2	
7	12861-99JL0	SHAFT, ROCKER ARM (9X13X142.5)	1	
8	12891-99J00	SPRING, ROCKER SHAFT	1	
9	09164-13008	WASHER	1	
10	12911-99J00	VALVE, INTAKE	2	
11	12915-99J00	VALVE, EXHAUST	2	
12	12921-99J00	SPRING, VALVE	4	
13	12931-09420	RETAINER, VALVE SPRING	4	
14	12932-09G00	COTTER, VALVE	8	
15	12933-71C00	SEAT, VALVE SPRING	4	
16	09289-05008	OIL SEAL (5X10.5X8.4)	4	

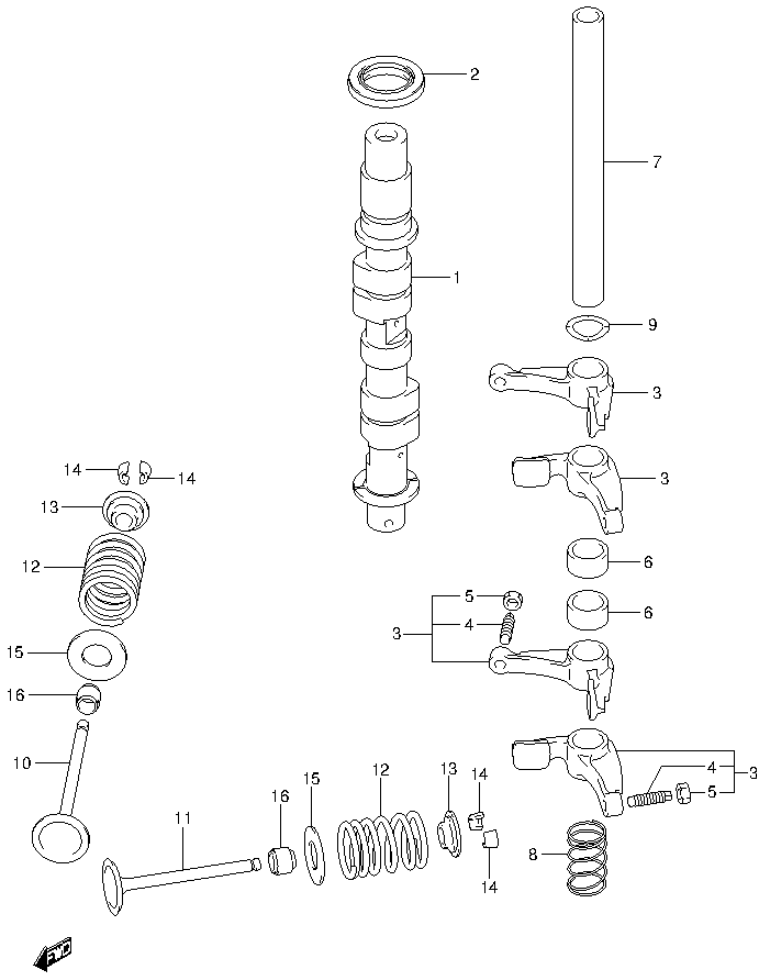
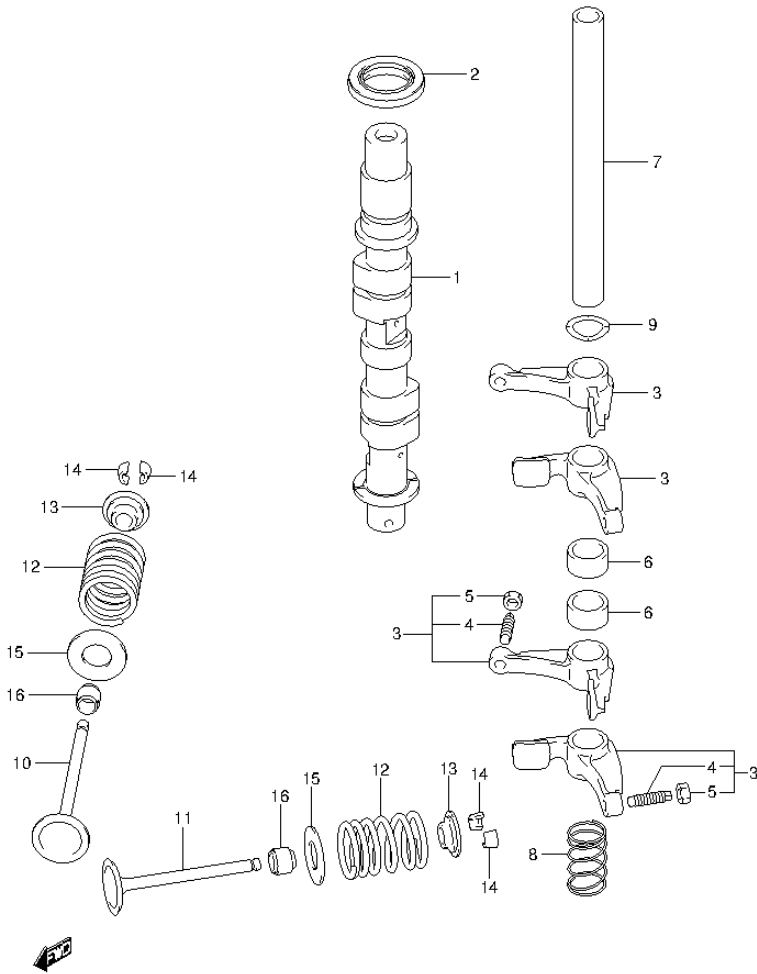




FIG.10

FIG.10 (1-B-11) CAMSHAFT (DF9.9A P01)

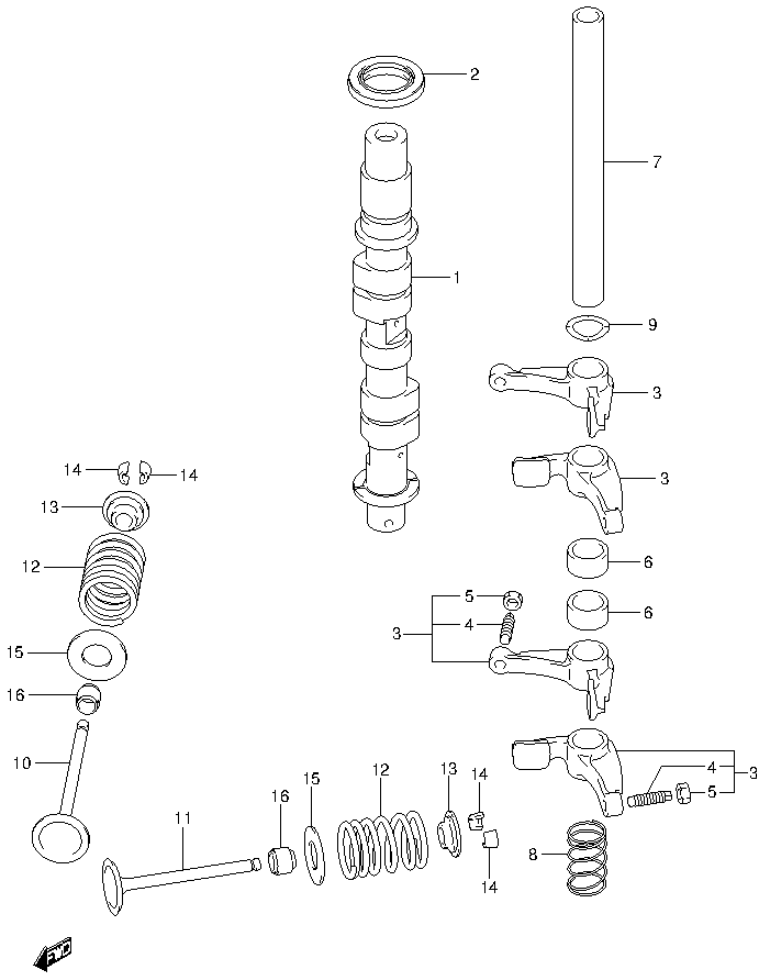
REF NO.	PART NO.	DESCRIPTION	Q'TY	REMARKS
1-1	12700-99JL0	CAMSHAFT ASSY	1	W/MANUAL STARTER W/DECOMP
1-2	12711-99JM0	CAMSHAFT	1	W/ELECTRIC STARTER N/DECOMP
2	09283-21009	OIL SEAL (19.7X33X6)	1	
3	12840-99J00	ARM, ROCKER	4	
4	12842-49201	.SCREW, TAPPET ADJUSTING	4	
5	12843-27A00	.NUT, TAPPET ADJUSTING	4	
6	12843-99J00	SPACER, ROCKER ARM (13X18X9)	2	
7	12861-99JL0	SHAFT, ROCKER ARM (9X13X142.5)	1	
8	12891-99J00	SPRING, ROCKER SHAFT	1	
9	09164-13008	WASHER	1	
10	12911-99J00	VALVE, INTAKE	2	
11	12915-99J00	VALVE, EXHAUST	2	
12	12921-99J00	SPRING, VALVE	4	
13	12931-09420	RETAINER, VALVE SPRING	4	
14	12932-09G00	COTTER, VALVE	8	
15	12933-71C00	SEAT, VALVE SPRING	4	
16	09289-05008	OIL SEAL (5X10.5X8.4)	4	



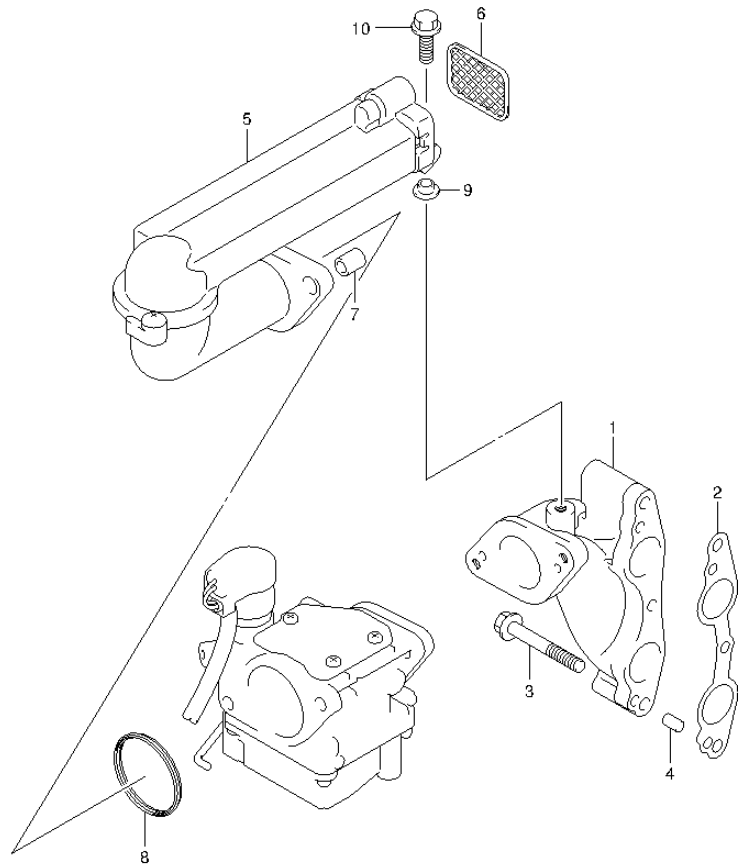
**FIG.11**

**FIG.11 (1-B-12) CAMSHAFT (DF9.9AR P01)**

REF NO.	PART NO.	DESCRIPTION	Q'TY	REMARKS
1	12711-99JM0	CAMSHAFT	1	
2	09283-21009	OIL SEAL (19.7X33X6)	1	
3	12840-99J00	ARM, ROCKER	4	
4	12842-49201	.SCREW, TAPPET ADJUSTING	4	
5	12843-27A00	.NUT, TAPPET ADJUSTING	4	
6	12843-99J00	SPACER, ROCKER ARM (13X18X9)	2	
7	12861-99JL0	SHAFT, ROCKER ARM (9X13X142.5)	1	
8	12891-99J00	SPRING, ROCKER SHAFT	1	
9	09164-13008	WASHER	1	
10	12911-99J00	VALVE, INTAKE	2	
11	12915-99J00	VALVE, EXHAUST	2	
12	12921-99J00	SPRING, VALVE	4	
13	12931-09420	RETAINER, VALVE SPRING	4	
14	12932-09G00	COTTER, VALVE	8	
15	12933-71C00	SEAT, VALVE SPRING	4	
16	09289-05008	OIL SEAL (5X10.5X8.4)	4	



**FIG.12**



**FIG.12 (1-B-13) INLET MANIFOLD**

REF NO.	PART NO.	DESCRIPTION	Q'TY	REMARKS
1	13111-99J00	MANIFOLD, INLET	1	
2	13119-99J00	GASKET, INLET MANIFOLD	1	
3	01550-06457	BOLT	3	
4	04221-05109	PIN	2	
5	13810-99J00	SILENCER	1	
6	13710-99J00	ARRESTER, FLAME	1	
7	09180-06290	SPACER (6.5X10X12)	2	
8	13832-94J00	SEAL, SILENCER	1	
9	09169-06082	WASHER	1	
10	01550-06167	BOLT	1	



FIG.13

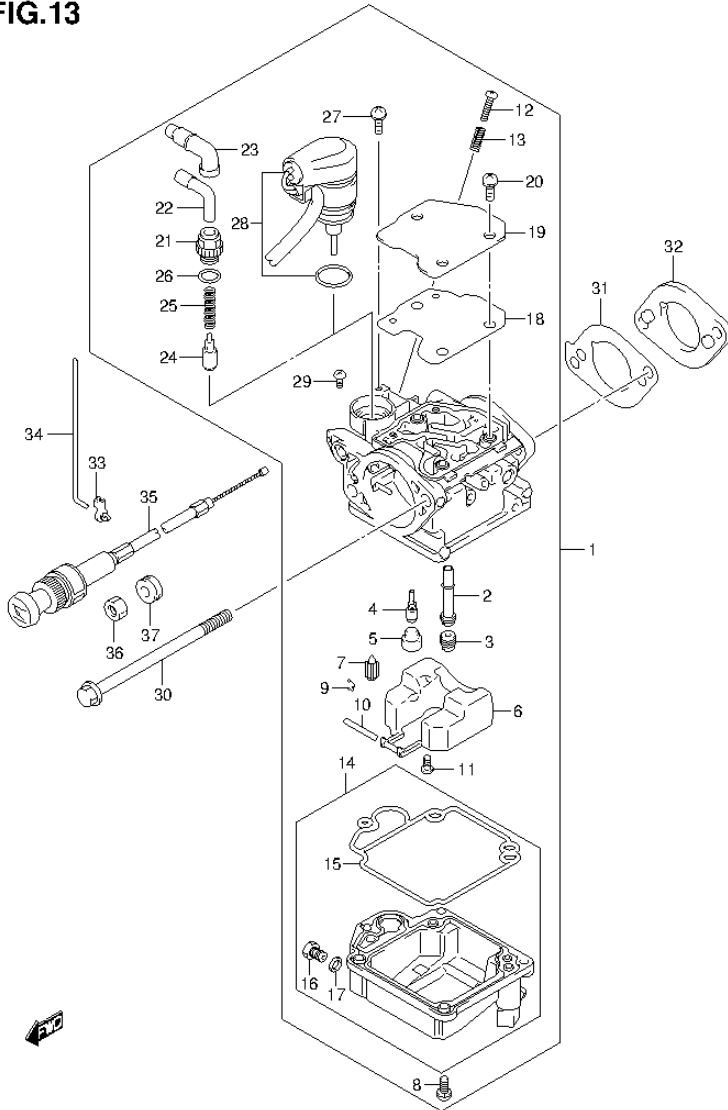


FIG.13 (1-B-14) CARBURETOR (DF8A P01)

REF NO.	PART NO.	DESCRIPTION	Q'TY	REMARKS
1-1	13200-99J00	CARBURETOR ASSY	1	W/MANUAL STARTER
1-2	13200-99J10	CARBURETOR ASSY	1	W/ELECTRIC STARTER
2	13236-99J00	.NOZZLE, MAIN	1	
3-1	09491-70020	.JET, MAIN (70)	1	
3-2	09491-68008	.JET, MAIN (68)	1	
4-1	09492-38011	.JET, PILOT (38)	1	
4-2	09492-35033	.JET, PILOT (35)	1	
5	13239-94J00	.CAP, RUBBER	1	
6	13250-99J00	.FLOAT	1	
7	13370-94J00	.VALVE, FLOAT	1	
8	13247-94J00	.SCREW	4	
9	13375-26E00	.CLIP	1	
10	13254-94J00	.PIN, ARM	1	
11	13802-94J00	.SCREW	1	
12	13534-94J00	.SCREW, STOP	1	
13	13268-94J00	.SPRING	1	
14-1	13240-99J00	.CHAMBER ASSY, FLOAT	1	W/MANUAL STARTER
14-2	13240-99J10	.CHAMBER ASSY, FLOAT	1	W/ELECTRIC STARTER
15	13251-99J00	.GASKET, FLOAT CHAMBER	1	
16	13279-99J00	.SCREW, DRAIN	1	
17	13275-99J00	.WASHER, PLANE	1	
18	13283-99J00	.PACKING	1	
19	13282-99J00	.PLATE	1	
20	13367-94J00	.SCREW	3	
21	13361-99J00	.HOLDER, CABLE	1	W/MANUAL STARTER
22	13362-94J00	.GUIDE, CABLE	1	W/MANUAL STARTER
23	13363-94J00	.CAP, CABLE SEALING	1	W/MANUAL STARTER
24	13364-94J00	.VALVE, STARTER	1	W/MANUAL STARTER
25	13365-94J00	.SPRING	1	W/MANUAL STARTER
26	13366-94J00	.O RING	1	W/MANUAL STARTER
27	13367-94J00	.SCREW	1	W/ELECTRIC STARTER
28	13368-99J00	.STARTER ASSY	1	W/ELECTRIC STARTER
29	13281-99J00	.SCREW, PAN	1	
30	09103-06276	BOLT (6X100)	2	

FIG.13

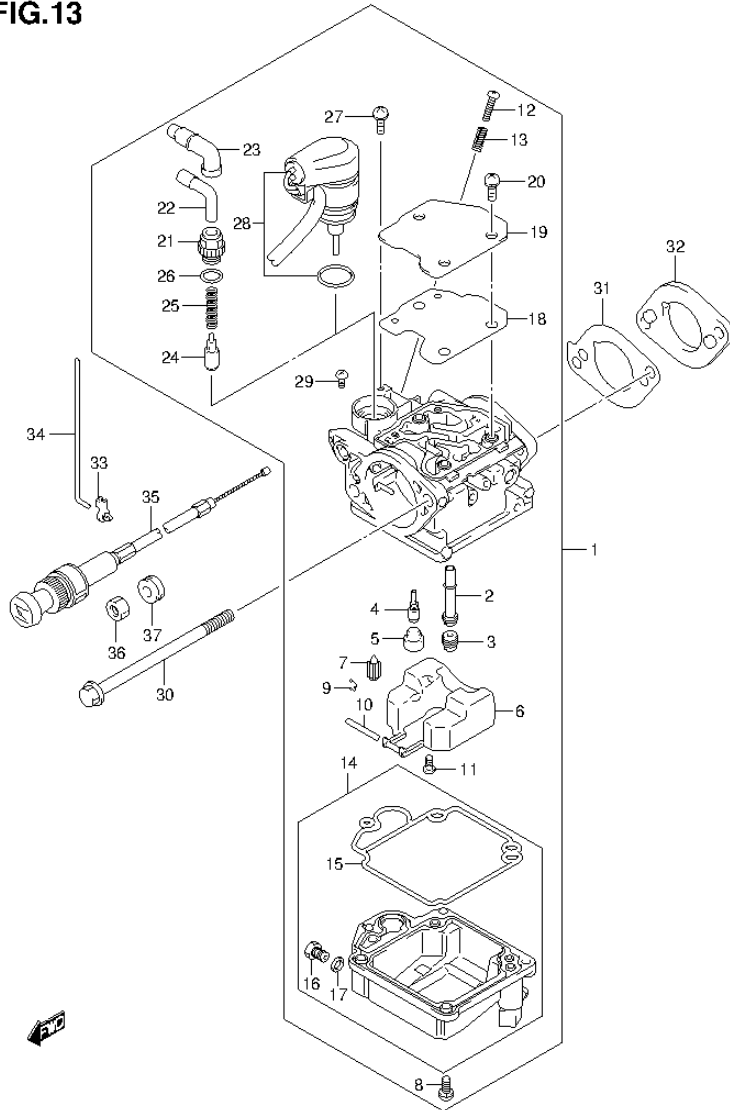


FIG.13 (1-B-15) CARBURETOR (DF8A P01)

REF NO.	PART NO.	DESCRIPTION	Q'TY	REMARKS
31	13125-99J00	GASKET, CARBURETOR	2	
32	13124-99J00	INSULATOR	1	
33	13436-91J00	CONNECTOR, THROTTLE ROD	1	
34	13513-99J00	ROD, THROTTLE	1	
35	13640-99JL0	KNOB ASSY, STARTER	1	W/MANUAL STARTER
36	09159-14032	NUT	1	W/MANUAL STARTER
37	09320-10501	CUSHION	1	W/MANUAL STARTER

FIG.14

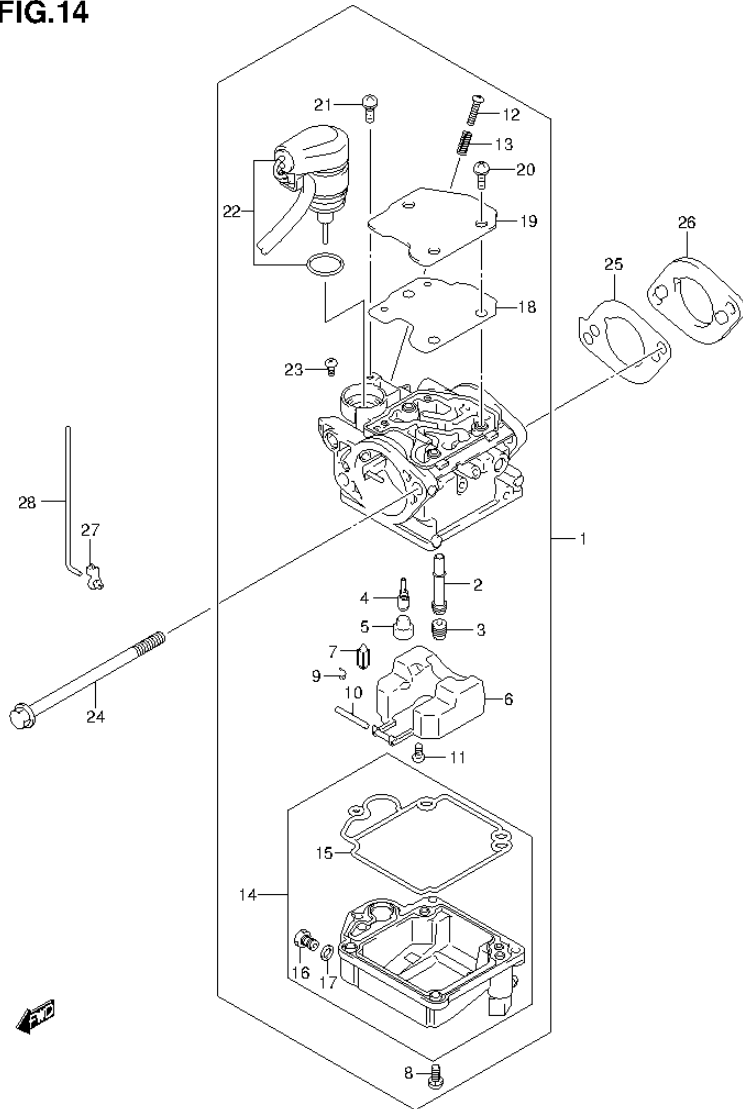


FIG.14 (1-C-2) CARBURETOR (DF8AR P01)

REF NO.	PART NO.	DESCRIPTION	Q'TY	REMARKS
1	13200-99J10	CARBURETOR ASSY	1	
2	13236-99J00	.NOZZLE, MAIN	1	
3-1	09491-70020	.JET, MAIN (70)	1	
3-2	09491-68008	.JET, MAIN (68)	1	
4-1	09492-38011	.JET, PILOT (38)	1	
4-2	09492-35033	.JET, PILOT (35)	1	
5	13239-94J00	.CAP, RUBBER	1	
6	13250-99J00	.FLOAT	1	
7	13370-94J00	.VALVE, FLOAT	1	
8	13247-94J00	.SCREW	4	
9	13375-26E00	.CLIP	1	
10	13254-94J00	.PIN, ARM	1	
11	13802-94J00	.SCREW	1	
12	13534-94J00	.SCREW, STOP	1	
13	13268-94J00	.SPRING	1	
14	13240-99J10	.CHAMBER ASSY, FLOAT	1	
15	13251-99J00	..GASKET, FLOAT CHAMBER	1	
16	13279-99J00	..SCREW, DRAIN	1	
17	13275-99J00	..WASHER, PLANE	1	
18	13283-99J00	.PACKING	1	
19	13282-99J00	.PLATE	1	
20	13367-94J00	.SCREW	3	
21	13367-94J00	.SCREW	1	
22	13368-99J00	.STARTER ASSY	1	
23	13281-99J00	.SCREW, PAN	1	
24	09103-06276	BOLT (6X100)	2	
25	13125-99J00	GASKET, CARBURETOR	2	
26	13124-99J00	INSULATOR	1	
27	13436-91J00	CONNECTOR, THROTTLE ROD	1	
28	13513-99J00	ROD, THROTTLE	1	

FIG.15

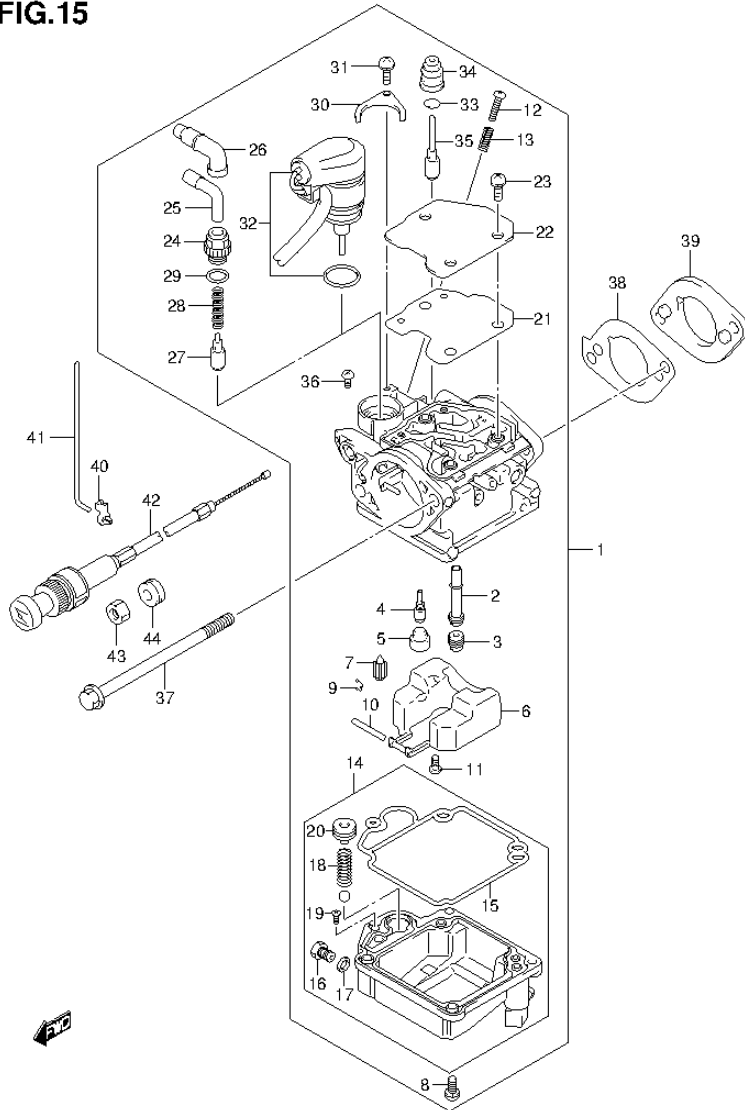


FIG.15 (1-C-3) CARBURETOR (DF9.9A P01)

REF NO.	PART NO.	DESCRIPTION	Q'TY	REMARKS
1-1	13200-99J20	CARBURETOR ASSY	1	W/MANUAL STARTER
1-2	13200-99J30	CARBURETOR ASSY	1	W/ELECTRIC SATRTER
2	13236-99J20	.NOZZLE, MAIN	1	
3-1	09491-82013	.JET, MAIN (82)	1	
3-2	09491-80017	.JET, MAIN (80)	1	
4-1	09492-38011	.JET, PILOT (38)	1	
4-2	09492-35033	.JET, PILOT (35)	1	
5	13239-94J00	.CAP, RUBBER	1	
6	13250-99J00	.FLOAT	1	
7	13370-94J00	.VALVE, FLOAT	1	
8	13247-94J00	.SCREW	4	
9	13375-26E00	.CLIP	1	
10	13254-94J00	.PIN, ARM	1	
11	13802-94J00	.SCREW	1	
12	13534-94J00	.SCREW, STOP	1	
13	13268-94J00	.SPRING	1	
14-1	13240-99J20	.CHAMBER ASSY, FLOAT	1	W/MANUAL STARTER
14-2	13240-99J30	.CHAMBER ASSY, FLOAT	1	W/ELECTRIC SATRTER
15	13251-99J00	.GASKET, FLOAT CHAMBER	1	
16	13279-99J00	..SCREW, DRAIN	1	
17	13275-99J00	..WASHER, PLANE	1	
18	13441-99J00	..SPRING	1	
19	13443-99J00	..SCREW, SPECIAL	1	
20	13493-99J00	..PLUNGER	1	
21	13283-99J00	.PACKING	1	
22	13282-99J00	.PLATE	1	
23	13367-94J00	.SCREW	3	
24	13361-99J00	.HOLDER, CABLE	1	W/MANUAL STARTER
25	13362-94J00	.GUIDE, CABLE	1	W/MANUAL STARTER
26	13363-94J00	.CAP, CABLE SEALING	1	W/MANUAL STARTER
27	13364-94J00	.VALVE, STARTER	1	W/MANUAL STARTER
28	13365-94J00	.SPRING	1	W/MANUAL STARTER
29	13366-94J00	.O RING	1	W/MANUAL STARTER
30	13428-06F30	.PLATE	1	W/ELECTRIC SATRTER

FIG.15

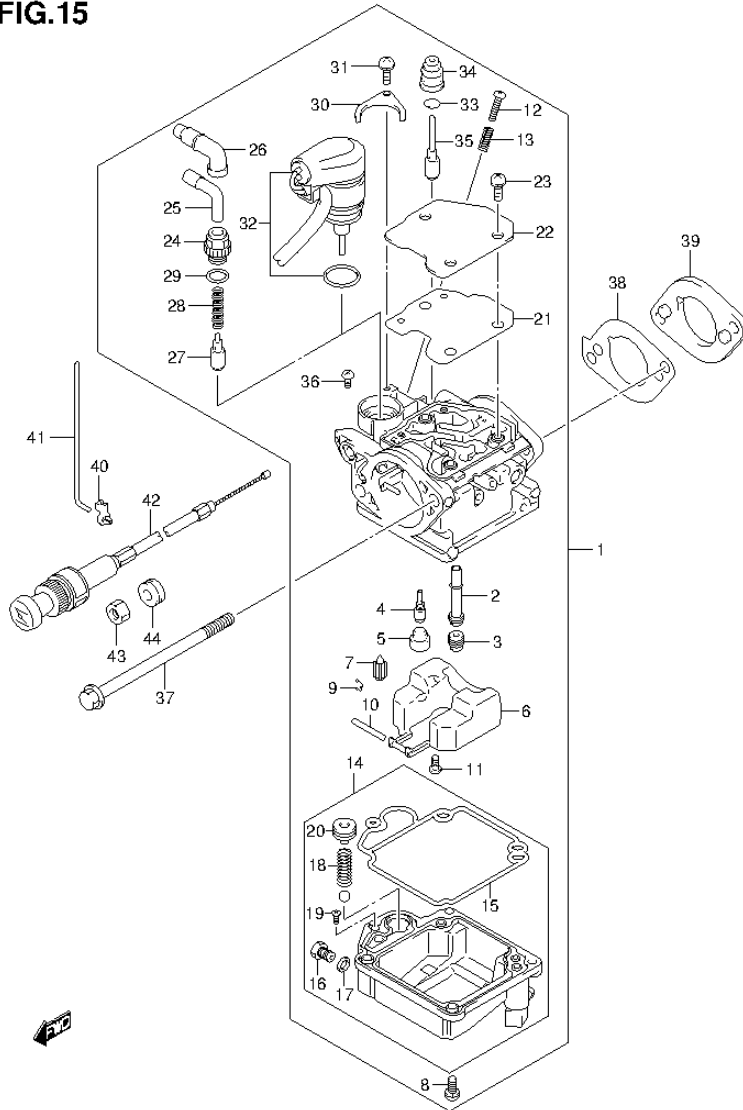


FIG.15 (1-C-4) CARBURETOR (DF9.9A P01)

REF NO.	PART NO.	DESCRIPTION	Q'TY	REMARKS
31	13367-94J00	.SCREW	1	W/ELECTRIC SATRTER
32	13368-99J00	.STARTER ASSY	1	W/ELECTRIC STARTER
33	13494-94J00	.CLIP	1	
34	13495-94J00	.CAP, RUBBER	1	
35	13496-99J00	.ROD, LINK	1	
36	13281-99J00	.SCREW, PAN	1	
37	09103-06276	BOLT (6X100)	2	
38	13125-99J00	GASKET, CARBURETOR	2	
39	13124-99J00	INSULATOR	1	
40	13436-91J00	CONNECTOR, THROTTLE ROD	1	
41	13513-99J00	ROD, THROTTLE	1	
42	13640-99JL0	KNOB ASSY, STARTER	1	W/MANUAL STARTER
43	09159-14032	NUT	1	W/MANUAL STARTER
44	09320-10501	CUSHION	1	W/MANUAL STARTER



FIG.16

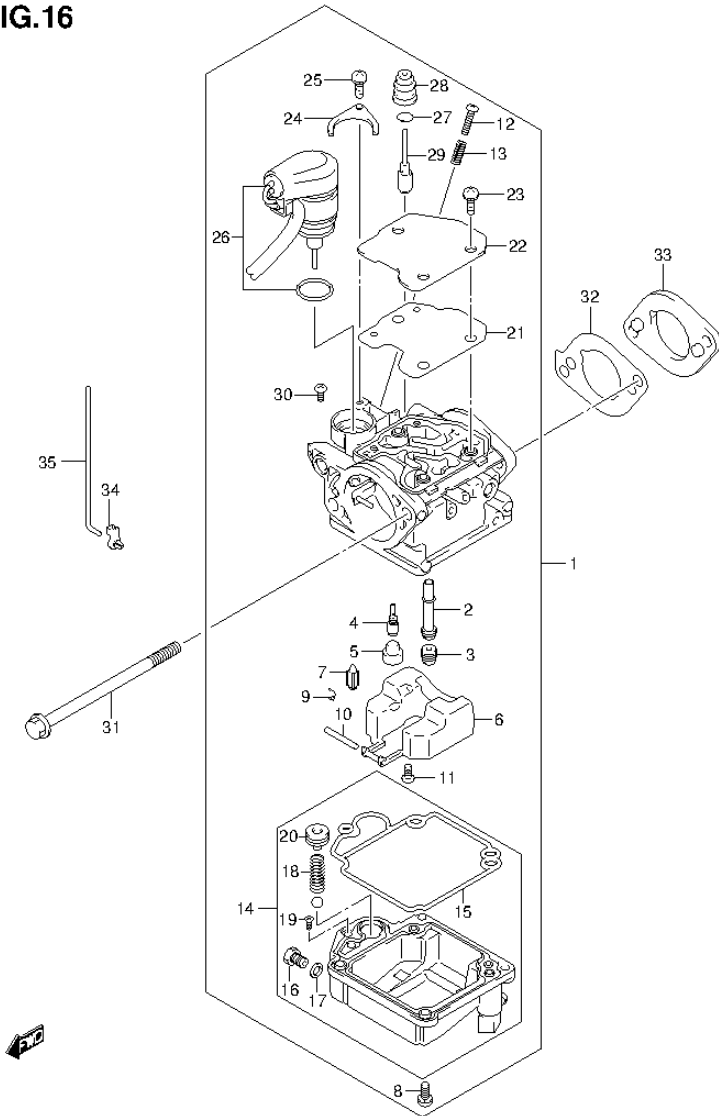


FIG.16 (1-C-5) CARBURETOR (DF9.9AR P01)

REF NO.	PART NO.	DESCRIPTION	Q'TY	REMARKS
1	13200-99J30	CARBURETOR ASSY	1	
2	13236-99J20	.NOZZLE, MAIN	1	
3-1	09491-82013	.JET, MAIN (82)	1	
3-2	09491-80017	.JET, MAIN (80)	1	
4-1	09492-38011	.JET, PILOT (38)	1	
4-2	09492-35033	.JET, PILOT (35)	1	
5	13239-94J00	.CAP, RUBBER	1	
6	13250-99J00	.FLOAT	1	
7	13370-94J00	.VALVE, FLOAT	1	
8	13247-94J00	.SCREW	4	
9	13375-26E00	.CLIP	1	
10	13254-94J00	.PIN, ARM	1	
11	13802-94J00	.SCREW	1	
12	13534-94J00	.SCREW, STOP	1	
13	13268-94J00	.SPRING	1	
14	13240-99J30	.CHAMBER ASSY, FLOAT	1	
15	13251-99J00	.GASKET, FLOAT CHAMBER	1	
16	13279-99J00	.SCREW, DRAIN	1	
17	13275-99J00	.WASHER, PLANE	1	
18	13441-99J00	.SPRING	1	
19	13443-99J00	.SCREW, SPECIAL	1	
20	13493-99J00	.PLUNGER	1	
21	13283-99J00	.PACKING	1	
22	13282-99J00	.PLATE	1	
23	13367-94J00	.SCREW	3	
24	13428-06F30	.PLATE	1	
25	13367-94J00	.SCREW	1	
26	13368-99J00	.STARTER ASSY	1	
27	13494-94J00	.CLIP	1	
28	13495-94J00	.CAP, RUBBER	1	
29	13496-99J00	.ROD, LINK	1	
30	13281-99J00	.SCREW, PAN	1	
31	09103-06276	BOLT (6X100)	2	
32	13125-99J00	GASKET, CARBURETOR	2	

FIG.16

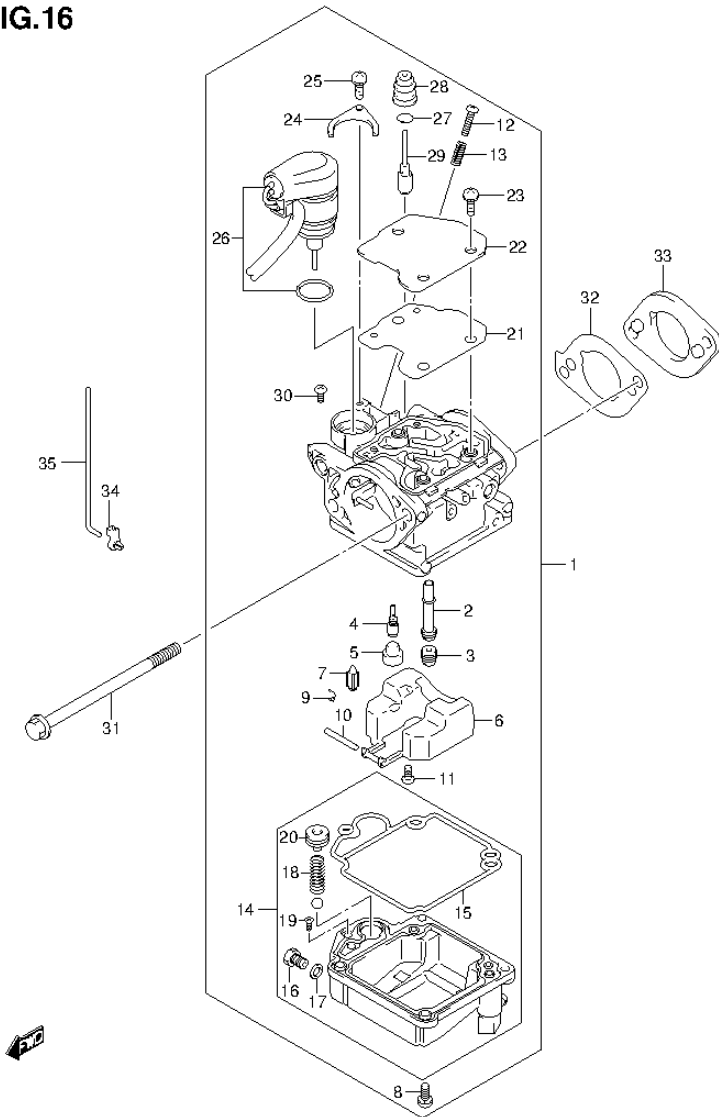


FIG.16 (1-C-6) CARBURETOR (DF9.9AR P01)

REF NO.	PART NO.	DESCRIPTION	Q'TY	REMARKS
33	13124-99J00	INSULATOR	1	
34	13436-91J00	CONNECTOR, THROTTLE ROD	1	
35	13513-99J00	ROD, THROTTLE	1	

FIG.17

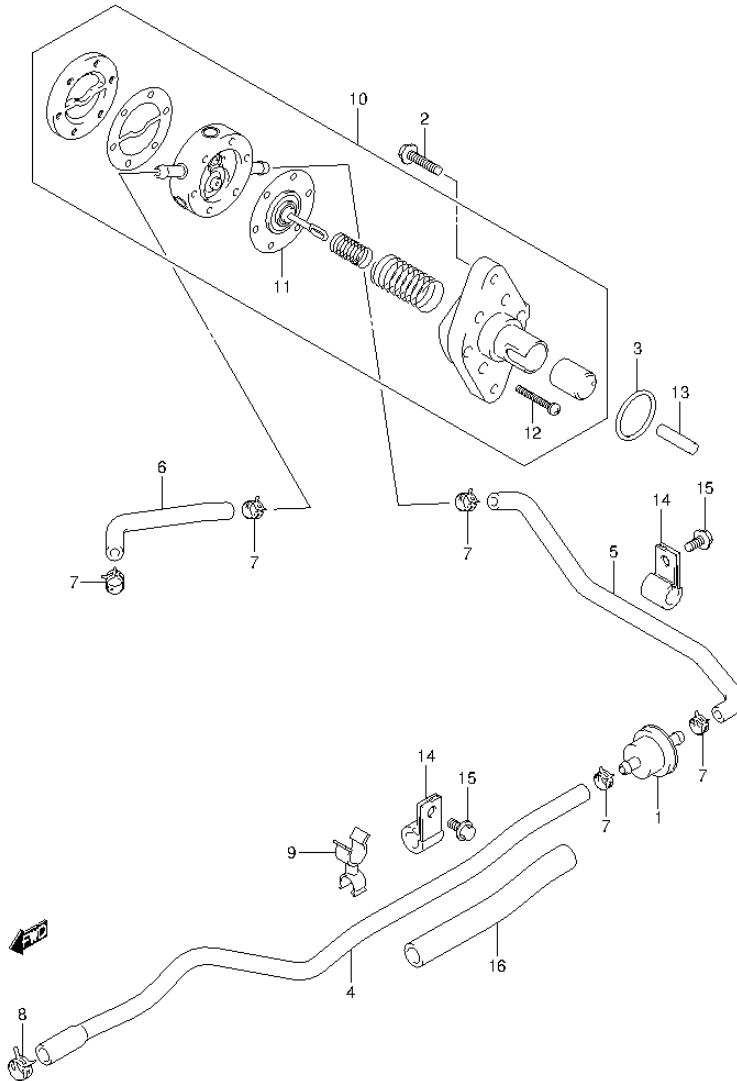


FIG.17 (1-C-7) FUEL PUMP

REF NO.	PART NO.	DESCRIPTION	Q'TY	REMARKS
1	15410-98500	FILTER, FUEL	1	
2	01550-06257	BOLT	2	
3	09280-26005	O RING (D:2.4, ID:26.2)	1	
4	15192-99JL0	HOSE, FUEL (CONN TO FILTER)	1	
5	15193-99JL0	HOSE, FUEL (FILTER TO PUMP)	1	
6	15191-99J11	HOSE, FUEL (PUMP TO CARB)	1	
7	09401-09404	CLIP	5	
8	09401-11422	CLIP	1	
9	09408-00054	CLAMP	1	
10	15100-94J02	PUMP ASSY, FUEL	1	
11	15170-94J02	.DIAPHRAGM SET	1	
12	15251-93E00	.SCREW	6	
13	15131-99J00	ROD, FUEL PUMP	1	
14	09403-12406	CLAMP	1	
15	01550-06127	BOLT	1	
16	18498-94JL0-100	PROTECTOR, FUEL HOSE (100)	1	

FIG.18

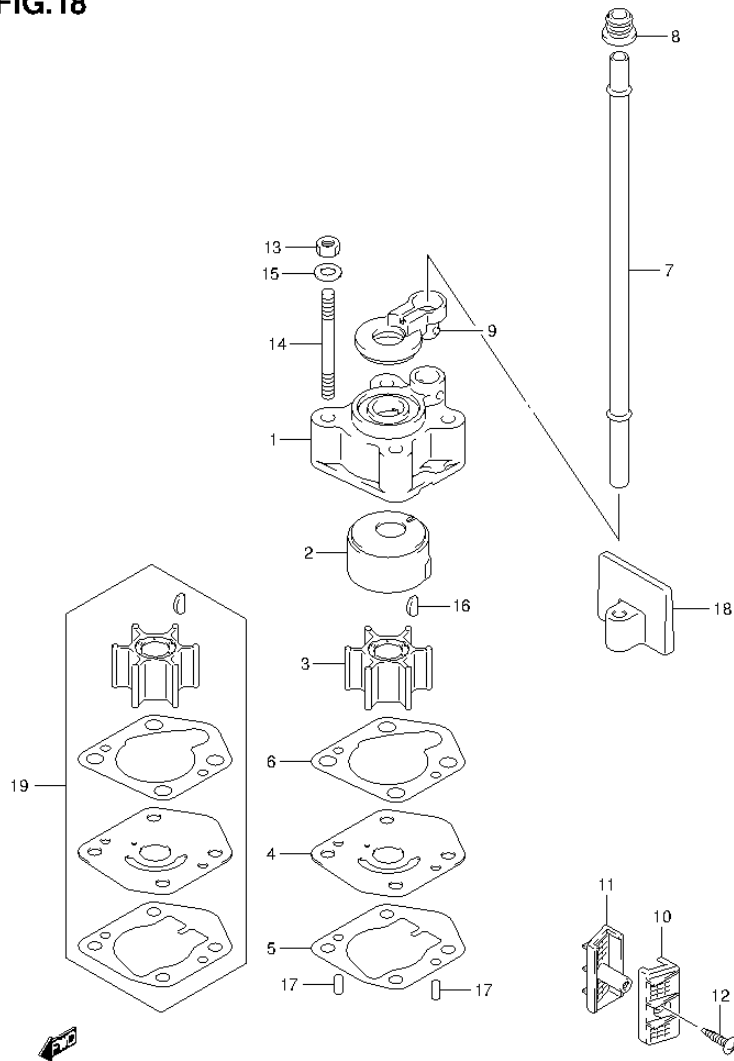


FIG.18 (1-C-8) WATER PUMP

REF NO.	PART NO.	DESCRIPTION	Q'TY	REMARKS
1	17411-94J00	CASE, WATER PUMP	1	
2	17413-94J00	SLEEVE, WATER PUMP CASE	1	
3	17461-939M0	IMPELLER, WATER PUMP	1	
4	17471-99J00	PANEL, PUMP CASE UNDER	1	
5	17472-99J00	GASKET, PUMP CASE PANEL	1	
6	17473-94J00	GASKET, WATER PUMP CASE	1	
7-1	17561-99J00	TUBE, WATER (S)	1	W/TRANSOM(S)
7-2	17561-99J10	TUBE, WATER (L)	1	W/TRANSOM(L)
8	17563-94J00	GROMMET, WATER TUBE	1	
9	17564-99J00	BUSH, WATER PUMP CASE	1	
10	17631-99J20	FILTER, WATER PORT SIDE	1	
11	17632-99J30	FILTER, WATER STBD SIDE	1	
12	03141-0416A	SCREW	1	
13	29141-93J00	NUT, WATER PUMP CASE	4	
14	09108-06141	STUD BOLT	4	
15	09160-06082	WASHER (6.5X13X1.0)	4	
16	09420-03005	KEY	1	
17	09202-04008	PIN	2	
18	17565-99J00	GUIDE, WATER TUBE	1	
19	17400-99J00	KIT, WATER PUMP REPAIR	1	OPT

FIG.19

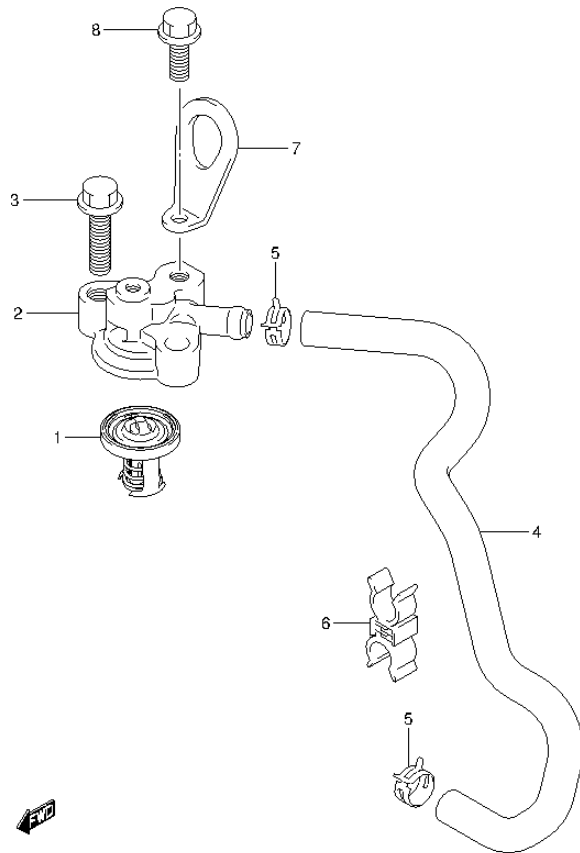


FIG.19 (1-C-9) THERMOSTAT

REF NO.	PART NO.	DESCRIPTION	Q'TY	REMARKS
1	17670-94J00	THERMOSTAT (60C)	1	
2	17681-99J00	COVER, THERMOSTAT	1	
3	01550-08307	BOLT	2	
4	11197-99J00	HOSE, WATER RETURN	1	
5	09401-12413	CLIP	2	
6	09408-00173	CLAMP	1	
7	11291-91B50	HOOK, ENGINE	1	OPT
8	01550-08207	BOLT	1	OPT

FIG.20

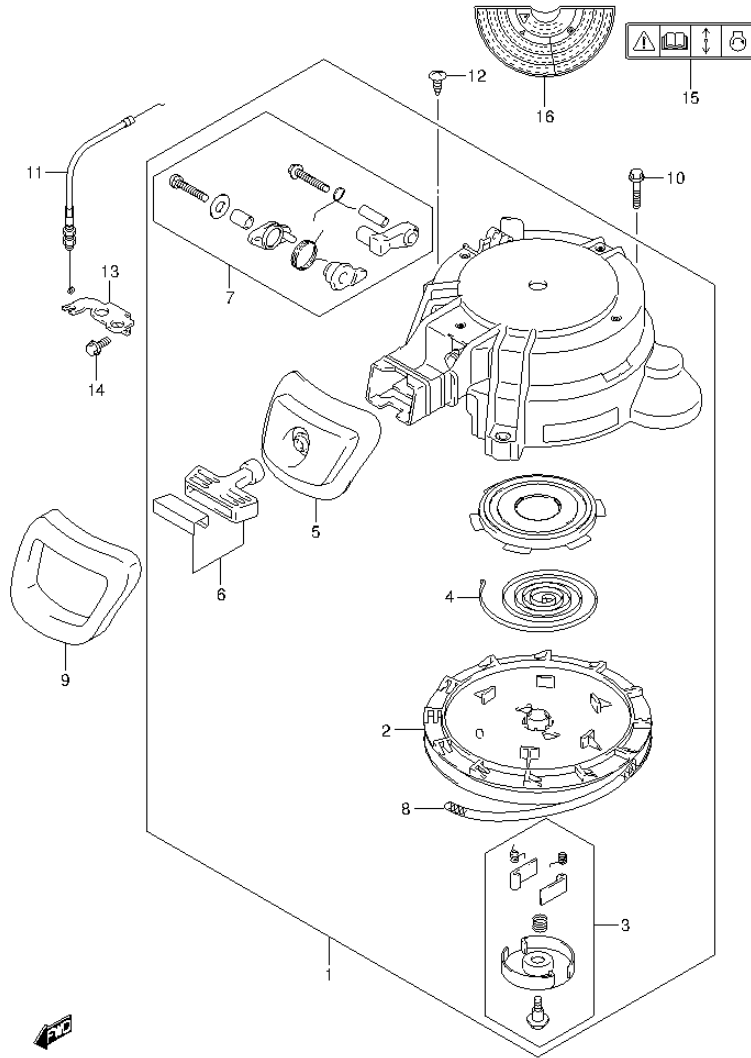
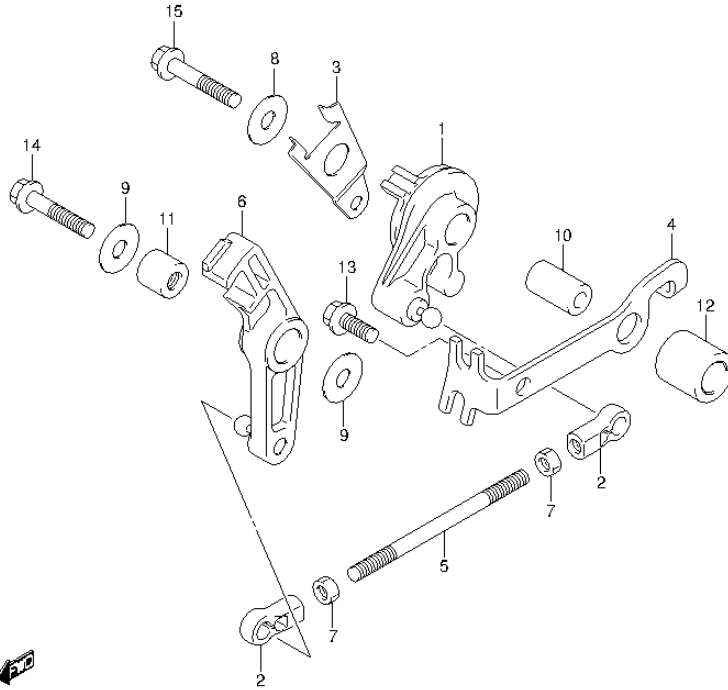


FIG.20 (1-C-10) RECOIL STARTER

REF NO.	PART NO.	DESCRIPTION	Q'TY	REMARKS
1	18100-99J00	STARTER ASSY, RECOIL	1	
2	18120-99J00	.REEL	1	
3	18130-99J00	.RATCHET SET	1	
4	18142-98600	.SPRING, SPIRAL	1	
5	18181-99J00	.GUIDE, ROPE	1	
6	18210-99J00	.GRIP ASSY	1	
7	18280-99J00	.NSI SET	1	
8	99000-81158-50M	ROPE	1	OPT L:50000->1380
9	18193-99J00	SEAL, RECOIL STARTER	1	
10	01550-06307	BOLT	3	
11	18290-99J01	CABLE ASSY, NSI	1	
12	03542-06129	SCREW	2	
13	37726-99J00	BRACKET, NSI CABLE	1	
14	01550-06167	BOLT	2	
15	69711-93E10	LABEL (S.I.G.P.)	1	
16	61472-94J10	LABEL, RECOIL STARTER	1	

FIG.21

FIG.21 (1-C-11) THROTTLE CONTROL (DF8A P01)



REF NO.	PART NO.	DESCRIPTION	Q'TY	REMARKS
1	19120-99J00	DRUM, THROTTLE CONTROL	1	
2	19131-95502	CONNECTOR, THROTTLE ROD	2	
3	19148-99J00	LEVER, INTERLINK THROTTLE NO.1	1	
4	19184-99J00	BRACKET, THROTTLE CABLE	1	
5	19656-99J00	ROD, THROTTLE	1	
6	19810-99J00	STOPPER, THROTTLE	1	
7	09140-05005	NUT	2	
8	09160-06046	WASHER (6.5X20X1.5)	1	
9	09160-06046	WASHER (6.5X20X1.5)	2	
10	09180-06186	SPACER (6.2X12.6X21)	1	
11	09180-06230	SPACER (6.2X12.6X12.5)	1	
12	09180-12158	SPACER (12.2X20X19.9)	1	
13	01550-06167	BOLT	1	
14	01550-06307	BOLT	1	
15	01550-06357	BOLT	1	

FIG.22

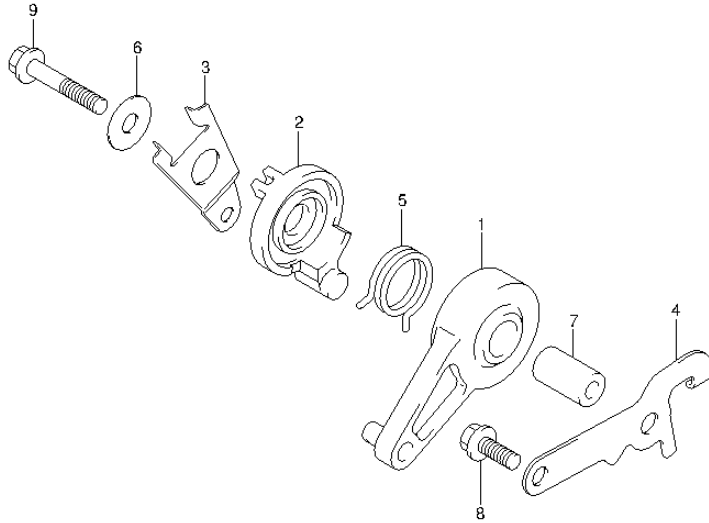


FIG.22 (1-C-12) THROTTLE CONTROL (DF8AR P01)

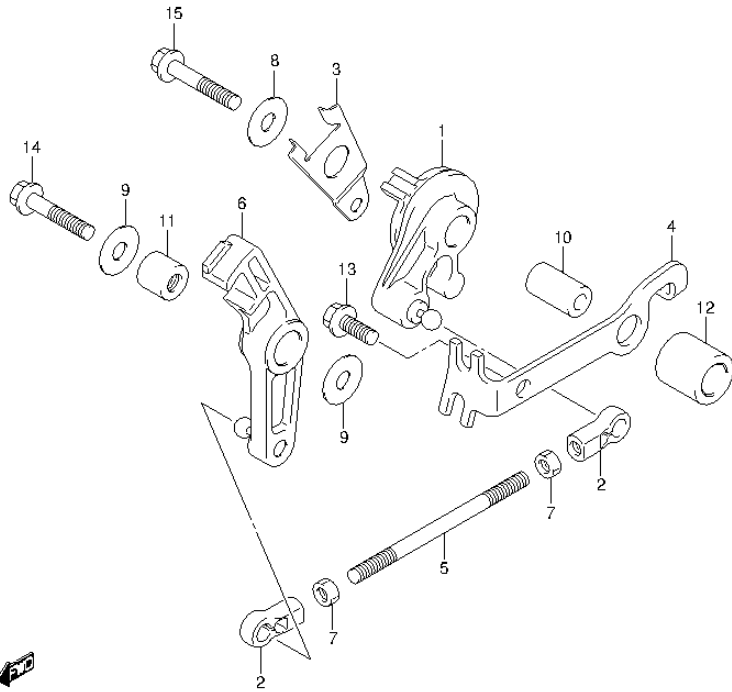
REF NO.	PART NO.	DESCRIPTION	Q'TY	REMARKS
1	19120-99J10	LEVER, THROTTLE CONTROL	1	
2	19122-99J00	LEVER, INTERLINK THROTTLE NO.2	1	
3	19148-99J10	LEVER, INTERLINK THROTTLE NO.1	1	
4	19184-99J10	PLATE, THROTTLE LINK	1	
5	19185-99J00	SPRING, THROTTLE LEVER	1	
6	09160-06046	WASHER (6.5X20X1.5)	1	
7	09180-06186	SPACER (6.2X12.6X21)	1	
8	01550-06167	BOLT	1	
9	01550-06357	BOLT	1	





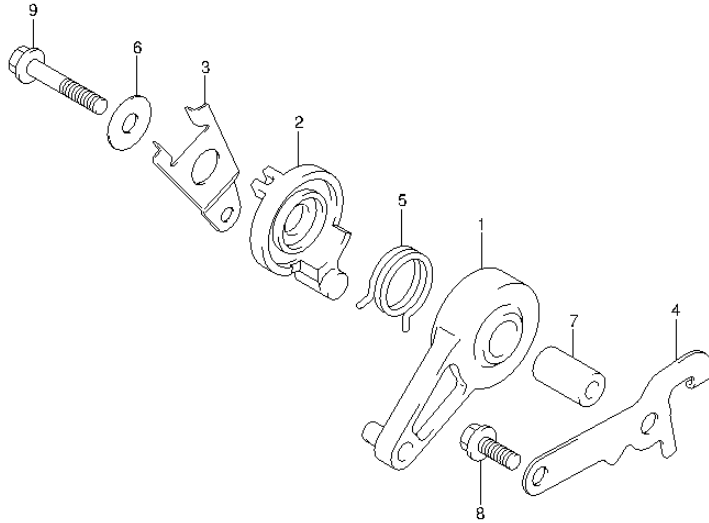
FIG.23

FIG.23 (1-C-13) THROTTLE CONTROL (DF9.9A P01)



REF NO.	PART NO.	DESCRIPTION	Q'TY	REMARKS
1	19120-99J00	DRUM, THROTTLE CONTROL	1	
2	19131-95502	CONNECTOR, THROTTLE ROD	2	
3	19148-99J00	LEVER, INTERLINK THROTTLE NO.1	1	
4	19184-99J00	BRACKET, THROTTLE CABLE	1	
5	19656-99J00	ROD, THROTTLE	1	
6	19810-99J00	STOPPER, THROTTLE	1	
7	09140-05005	NUT	2	
8	09160-06046	WASHER (6.5X20X1.5)	1	
9	09160-06046	WASHER (6.5X20X1.5)	2	
10	09180-06186	SPACER (6.2X12.6X21)	1	
11	09180-06230	SPACER (6.2X12.6X12.5)	1	
12	09180-12158	SPACER (12.2X20X19.9)	1	
13	01550-06167	BOLT	1	
14	01550-06307	BOLT	1	
15	01550-06357	BOLT	1	

**FIG.24**



**FIG.24 (1-C-14) THROTTLE CONTROL (DF9.9AR P01)**

REF NO.	PART NO.	DESCRIPTION	Q'TY	REMARKS
1	19120-99J10	LEVER, THROTTLE CONTROL	1	
2	19122-99J00	LEVER, INTERLINK THROTTLE NO.2	1	
3	19148-99J10	LEVER, INTERLINK THROTTLE NO.1	1	
4	19184-99J10	PLATE, THROTTLE LINK	1	
5	19185-99J00	SPRING, THROTTLE LEVER	1	
6	09160-06046	WASHER (6.5X20X1.5)	1	
7	09180-06186	SPACER (6.2X12.6X21)	1	
8	01550-06167	BOLT	1	
9	01550-06357	BOLT	1	



FIG.25

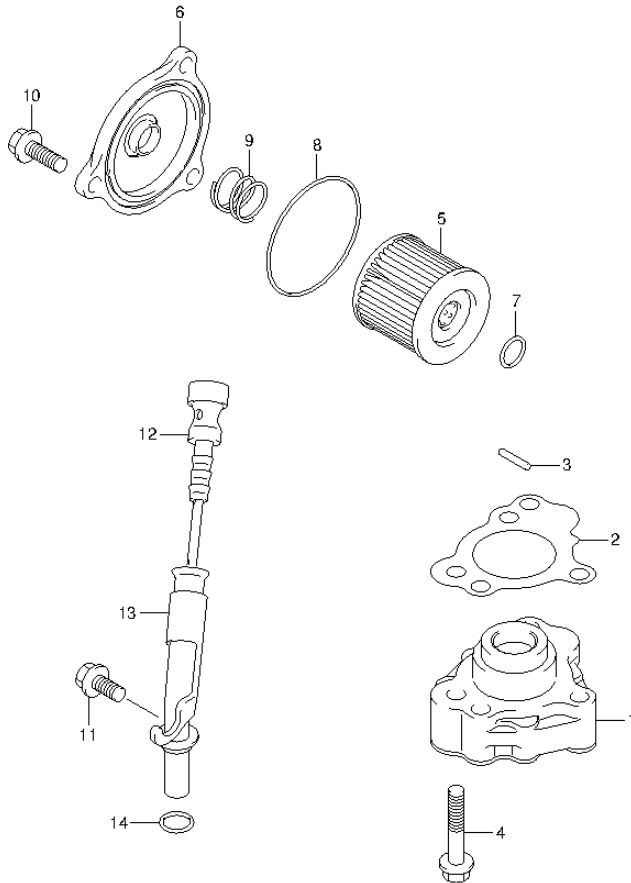


FIG.25 (1-C-15) OIL PUMP

REF NO.	PART NO.	DESCRIPTION	Q'TY	REMARKS
1	16400-99JL0	PUMP ASSY, OIL	1	
2	16542-99J00	GASKET, OIL PUMP	1	
3	09261-03009	ROLLER	1	
4	01550-06357	BOLT	3	
5	16510-45H10	FILTER, ENGINE OIL	1	
6	16512-99J00	CAP, OIL FILTER	1	
7	09280-13004	O RING (D:1.9,ID:13)	1	
8	09280-54001	O RING (D:2.4,ID:52.6)	1	
9	09440-18002	SPRING	1	
10	01550-06207	BOLT	3	
11	01550-06127	BOLT	1	
12	16910-99J00	GAUGE, OIL LEVEL	1	
13	16930-99JL0	GUIDE, OIL LEVEL GAUGE	1	
14	09280-10016	O RING (D:1.9,ID:9.8)	1	

FIG.26

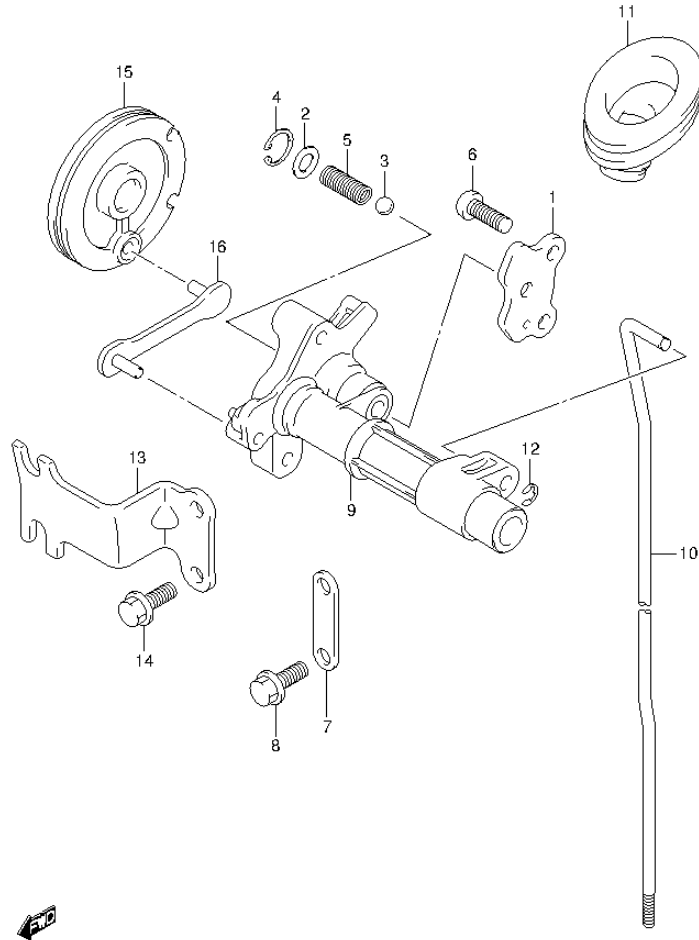


FIG.26 (1-D-2) CLUTCH ROD (DF8A P01)

REF NO.	PART NO.	DESCRIPTION	Q'TY	REMARKS
1	21122-99J00	PLATE, CLUTCH NOTCH	1	
2	09160-06082	WASHER (6.5X13X1.0)	1	
3	09260-10006	BALL	1	
4	09381-14004	CIRCLIP	1	
5	09440-07079	SPRING	1	
6	02112-06127	SCREW	2	
7	21126-99J00	HOLDER, CLUTCH SHAFT	1	
8	01550-06167	BOLT	2	
9	21210-99J00	SHAFT, CLUTCH LEVER	1	
10-1	23111-99J00	ROD, CLUTCH (S)	1	W/TRANSOM(S)
10-2	23111-99J10	ROD, CLUTCH (L)	1	W/TRANSOM(L)
11	23131-99J00	BOOT, CLUTCH ROD	1	
12	09383-04002	E RING	1	
13	21127-99J00	BRACKET, SHIFT CABLE	1	
14	01550-06167	BOLT	2	
15	21212-99J00	DRUM, SHIFT	1	
16	23115-99J00	LINK, SHIFT DRUM	1	

FIG.27

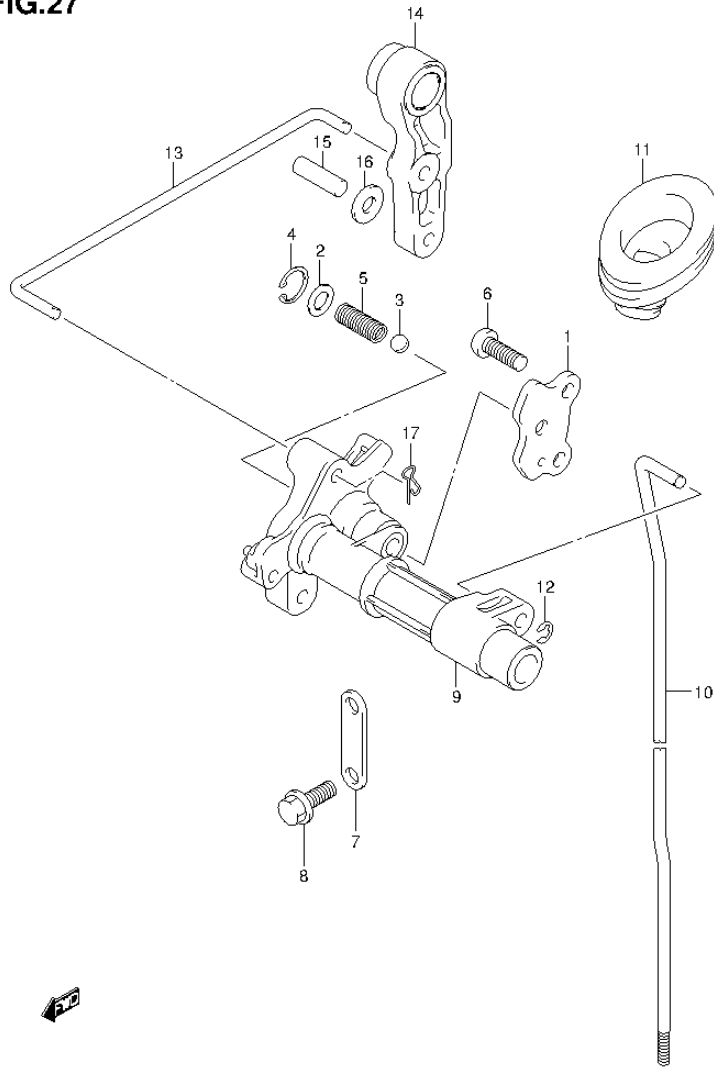


FIG.27 (1-D-3) CLUTCH ROD (DF8AR P01)

REF NO.	PART NO.	DESCRIPTION	Q'TY	REMARKS
1	21122-99J00	PLATE, CLUTCH NOTCH	1	
2	09160-06082	WASHER (6.5X13X1.0)	1	
3	09260-10006	BALL	1	
4	09381-14004	CIRCLIP	1	
5	09440-07079	SPRING	1	
6	02112-06127	SCREW	2	
7	21126-99J00	HOLDER, CLUTCH SHAFT	1	
8	01550-06167	BOLT	2	
9	21210-99J00	SHAFT, CLUTCH LEVER	1	
10-1	23111-99J00	ROD, CLUTCH (S)	1	W/TRANSOM(S)
10-2	23111-99J10	ROD, CLUTCH (L)	1	W/TRANSOM(L)
11	23131-99J00	BOOT, CLUTCH ROD	1	
12	09383-04002	E RING	1	
13	21241-99J00	LINK, CLUTCH LEVER	1	
14	23210-99J00	LEVER, CLUTCH CONTROL	1	
15	09204-01002	PIN	1	
16	09160-05029	WASHER (5.5X12X0.8)	2	
17	09385-04003	CLIP	1	

FIG.28

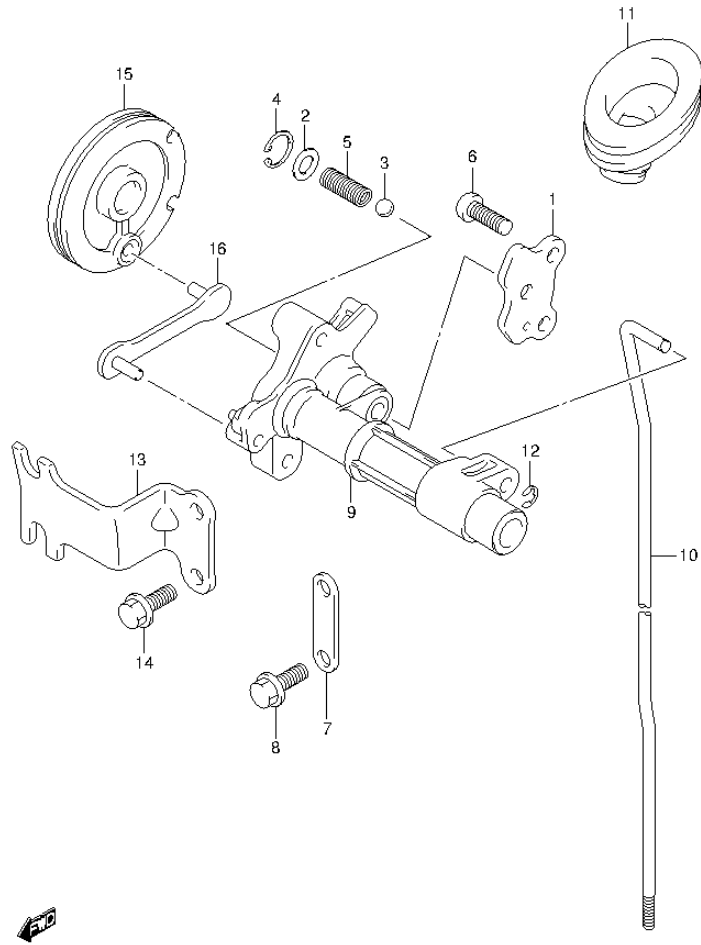


FIG.28 (1-D-4) CLUTCH ROD (DF9.9A P01)

REF NO.	PART NO.	DESCRIPTION	Q'TY	REMARKS
1	21122-99J00	PLATE, CLUTCH NOTCH	1	
2	09160-06082	WASHER (6.5X13X1.0)	1	
3	09260-10006	BALL	1	
4	09381-14004	CIRCLIP	1	
5	09440-07079	SPRING	1	
6	02112-06127	SCREW	2	
7	21126-99J00	HOLDER, CLUTCH SHAFT	1	
8	01550-06167	BOLT	2	
9	21210-99J00	SHAFT, CLUTCH LEVER	1	
10-1	23111-99J00	ROD, CLUTCH (S)	1	W/TRANSOM(S)
10-2	23111-99J10	ROD, CLUTCH (L)	1	W/TRANSOM(L)
11	23131-99J00	BOOT, CLUTCH ROD	1	
12	09383-04002	E RING	1	
13	21127-99J00	BRACKET, SHIFT CABLE	1	
14	01550-06167	BOLT	2	
15	21212-99J00	DRUM, SHIFT	1	
16	23115-99J00	LINK, SHIFT DRUM	1	

FIG.29

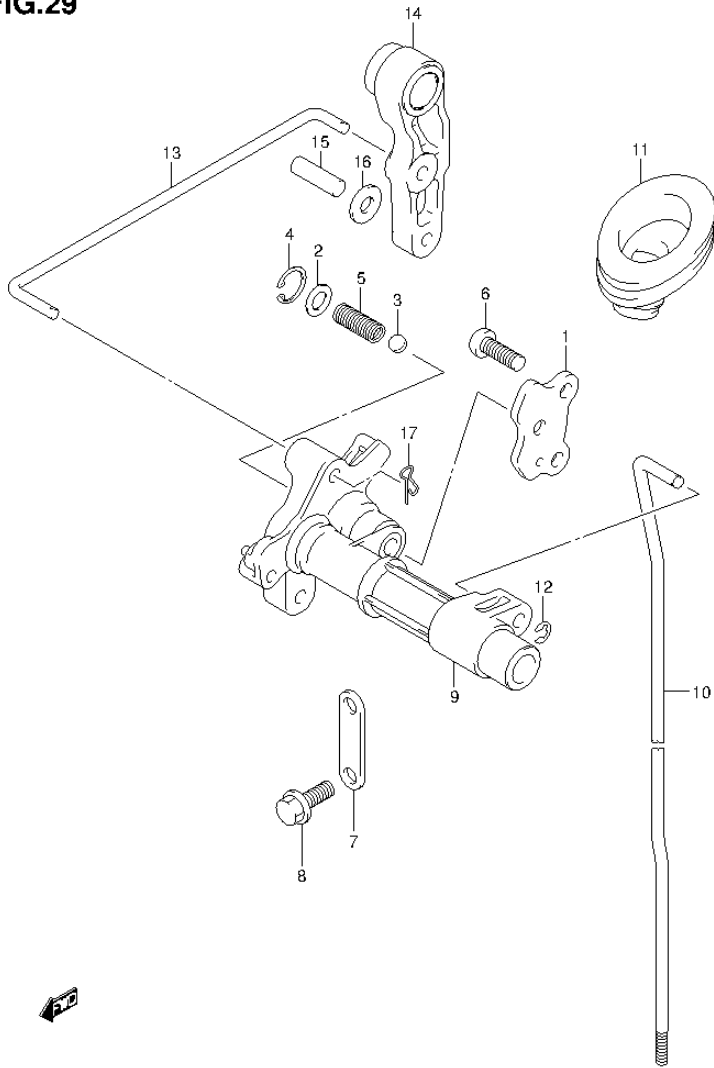


FIG.29 (1-D-5) CLUTCH ROD (DF9.9AR P01)

REF NO.	PART NO.	DESCRIPTION	Q'TY	REMARKS
1	21122-99J00	PLATE, CLUTCH NOTCH	1	
2	09160-06082	WASHER (6.5X13X1.0)	1	
3	09260-10006	BALL	1	
4	09381-14004	CIRCLIP	1	
5	09440-07079	SPRING	1	
6	02112-06127	SCREW	2	
7	21126-99J00	HOLDER, CLUTCH SHAFT	1	
8	01550-06167	BOLT	2	
9	21210-99J00	SHAFT, CLUTCH LEVER	1	
10-1	23111-99J00	ROD, CLUTCH (S)	1	W/TRANSOM(S)
10-2	23111-99J10	ROD, CLUTCH (L)	1	W/TRANSOM(L)
11	23131-99J00	BOOT, CLUTCH ROD	1	
12	09383-04002	E RING	1	
13	21241-99J00	LINK, CLUTCH LEVER	1	
14	23210-99J00	LEVER, CLUTCH CONTROL	1	
15	09204-01002	PIN	1	
16	09160-05029	WASHER (5.5X12X0.8)	2	
17	09385-04003	CLIP	1	

FIG.30

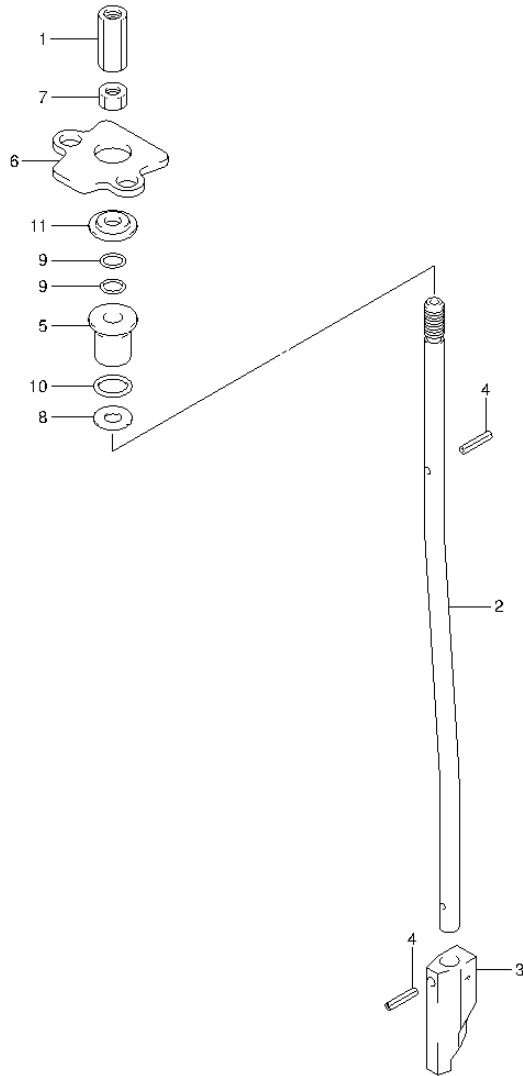


FIG.30 (1-D-6) SHIFT ROD

REF NO.	PART NO.	DESCRIPTION	Q'TY	REMARKS
1	23311-95JL0	CONNECTOR, CLUTCH ROD	1	
2	25111-99J00	ROD, SHIFT	1	
3	25311-99J00	CAM, SHIFT	1	
4	09205-02004	SPRING PIN (2.5X12)	2	
5	25211-99JL0	GUIDE, SHIFT ROD	1	
6	25215-99J00	STOPPER, SHIFT ROD GUIDE	1	
7	29141-93J00	NUT, CLUTCH ROD (M6)	1	
8	09160-06082	WASHER (6.5X13X1.0)	1	
9	09280-06012	O RING (D:1.7,ID:5.8)	2	
10	09280-09012	O RING (D:2.3,ID:9)	1	
11	09289-06L02	DUST SEAL (5X17X3.5)	1	





FIG.31

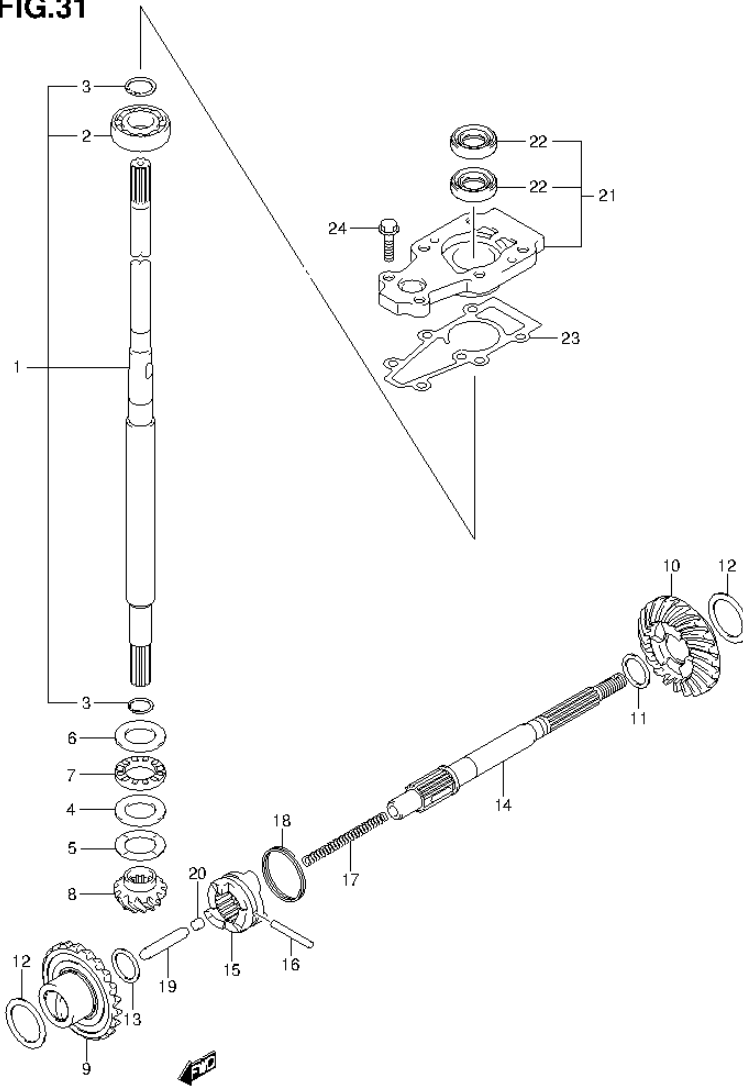
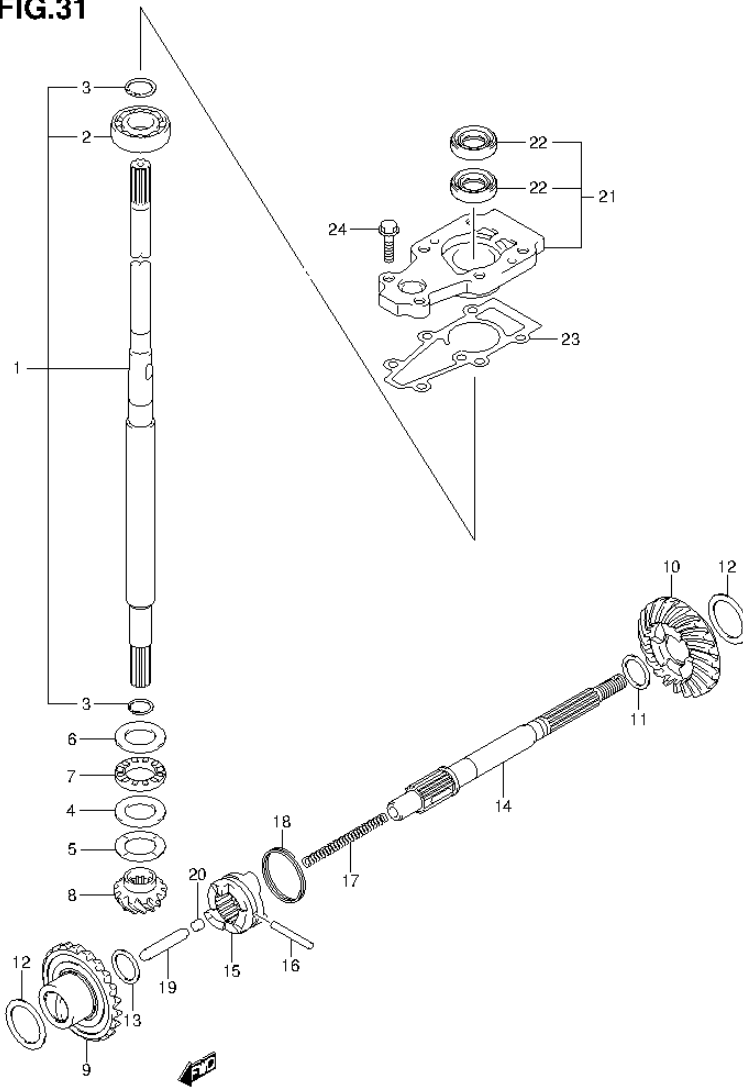


FIG.31 (1-D-7) TRANSMISSION

REF NO.	PART NO.	DESCRIPTION	Q'TY	REMARKS
1-1	57100-99JN0	SHAFT ASSY, DRIVE (S)	1	W/TRANSOM(S)
1-2	57100-99JP0	SHAFT ASSY, DRIVE (L)	1	W/TRANSOM(L)
2	08110-60020	.BEARING	1	
3	09380-15001	.SNAP RING	2	
4	09160-20027	WASHER (20X35X2.75)	1	
5-1	09181-20251	SHIM (20X34X1)	1	
5-2	09160-20042	SHIM (20X34X1.1)	1	
5-3	09160-20043	SHIM (20X34X1.2)	1	
5-4	09160-20044	SHIM (20X34X1.3)	1	
5-5	09181-20244	SHIM (20X34X0.7)	1	
5-6	09181-20246	SHIM (20X34X0.8)	1	
5-7	09181-20248	SHIM (20X34X0.9)	1	
6	09160-21L01	WASHER (21X35X2.75)	1	
7	09263-20L04	BEARING (20X35X4.5)	1	
8	57311-99J10	PINION (NT:12)	1	
9	57510-99J10	GEAR, FORWARD (NT:25)	1	
10	57521-99J10	GEAR, REVERSE (NT:25)	1	
11-1	09160-17024	WASHER (17X23X1.1)	1	
11-2	09160-17039	WASHER (17X23X1.2)	1	
11-3	09160-17025	WASHER (17X23X1.3)	1	
11-4	09160-17040	WASHER (17X23X1.4)	1	
11-5	09160-17026	WASHER (17X23X1.5)	1	
11-6	09160-17041	WASHER (17X23X1.6)	1	
11-7	09160-17027	WASHER (17X23X1.7)	1	
11-8	09160-17042	WASHER (17X23X1.8)	1	
11-9	09160-17028	WASHER (17X23X1.9)	1	
12-1	09181-25160	SHIM (25X34X0.7)	2	
12-2	09181-25162	SHIM (25X34X0.8)	2	
12-3	09181-25164	SHIM (25X34X0.9)	2	
12-4	09160-25040	WASHER (25X34X1)	2	
12-5	09160-25041	WASHER (25X34X1.1)	2	
12-6	09160-25042	WASHER (25X34X1.2)	2	
12-7	09181-25181	SHIM (25X34X1.3)	2	
13	09181-15241	WASHER (15X22X2)	1	

**FIG.31**



**FIG.31 (1-D-8) TRANSMISSION**

REF NO.	PART NO.	DESCRIPTION	Q'TY	REMARKS
14	57610-99JL0	SHAFT, PROPELLER	1	
15	57621-99J11	SHIFTER, CLUTCH DOG	1	
16	09202-04025	PIN (4X31)	1	
17	59441-94J00	SPRING, RETURN	1	
18	59441-99J00	SPRING, DOG	1	
19	57631-93901	ROD, PUSH	1	
20	57632-98501	PIN (6X6)	1	
21	56130-99J30	HOUSING, DRIVE SHAFT	1	
22	09282-13L01	.OIL SEAL (12.5X25X7)	2	
23	56132-99J10	GASKET, DRIVE SHAFT BRG HSG	1	
24	09116-06229	BOLT (6X25)	2	

FIG.32

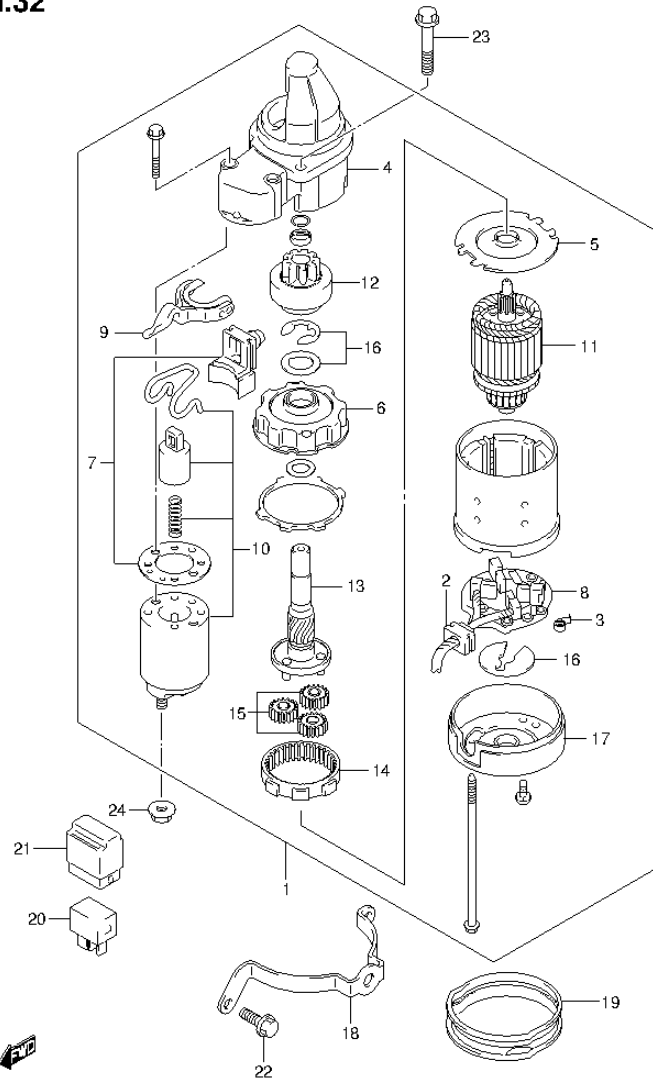
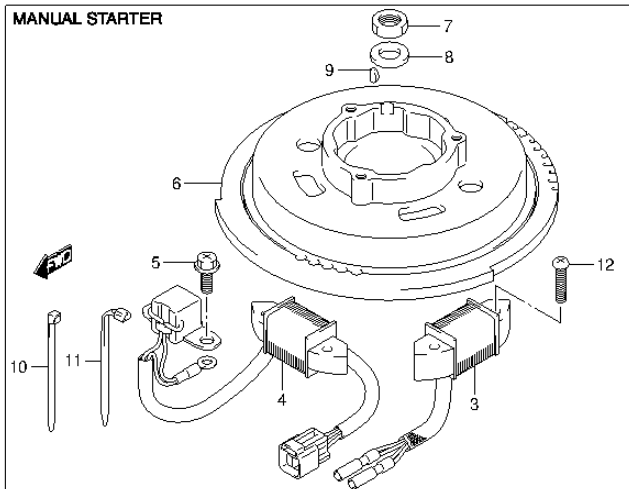
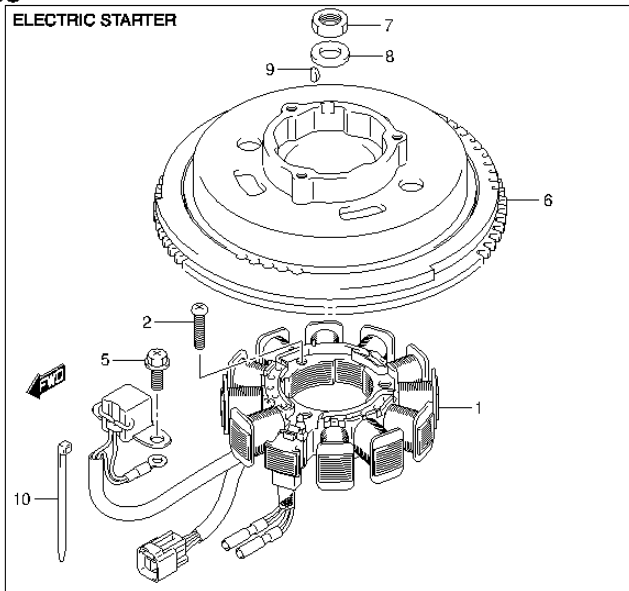


FIG.32 (1-D-9) STARTING MOTOR

REF NO.	PART NO.	DESCRIPTION	Q'TY	REMARKS
1	31100-94J21	STARTING MOTOR	1	
2	31131-94J00	.BRUSH SET, PLUS	1	
3	31135-90J00	.SPRING	4	
4	31151-94J00	.CASE, GEAR	1	
5	31152-90J00	.PLATE, CENTER	1	
6	31153-90J00	.BRACKET, PLANET GEAR	1	
7	31171-96J00	.COVER KIT, DUST	1	
8	31173-94J00	.HOLDER ASSY, BRUSH	1	
9	31191-96J00	.LEVER, SHIFT	1	
10	31220-94J00	.SWITCH, MAGNET	1	
11	31310-90J00	.ARMATURE	1	
12	31320-94J00	.PINION	1	
13	31341-94J00	.SHAFT, PINION	1	
14	31343-90J00	.INTERNAL GEAR	1	
15	31344-90J00	.GEAR, PLANETARY	3	
16	31360-93J01	.WASHER SET	1	
17	31170-94J00	.COVER ASSY, STARTER MOTOR REAR	1	
18	31912-99J00	BAND, STARTING MOTOR	1	
19	31918-94J00	DAMPER, LOWER	1	
20	38860-76F01	RELAY, STARTING MOTOR	1	
21	38915-90J00	HOLDER, RELAY	1	
22	01550-06167	BOLT	2	LOWER
23	01550-08257	BOLT	2	UPPER
24	08316-10087	NUT	1	

**FIG.33**



**FIG.33 (1-D-10) MAGNETO (DF8A P01)**

REF NO.	PART NO.	DESCRIPTION	Q'TY	REMARKS
1	32120-99JL0	COIL, STATOR & PULSER	1	W/ELECTRIC SATRTER
2	09125-06035	SCREW (6X25)	3	W/ELECTRIC SATRTER
3	32120-99JM0	COIL, BATTERY CHARGING	1	W/MANUAL STARTER
4	32140-99JM0	COIL, EXITER / PULSER	1	W/MANUAL STARTER
5	02162-05127	SCREW	2	
6-1	32102-99JL0	FLYWHEEL	1	W/ELECTRIC SATRTER
6-2	32102-99JM0	FLYWHEEL	1	W/MANUAL STARTER
7	09140-14008	NUT	1	
8	09160-15057	WASHER (15X27X4.0)	1	
9	08341-31039	KEY	1	
10	09407-14407	CLAMP (L:145)	1	
11	09407-14403	CLAMP (L:125)	1	W/MANUAL STARTER
12	02112-06307	SCREW	4	W/MANUAL STARTER

FIG.34

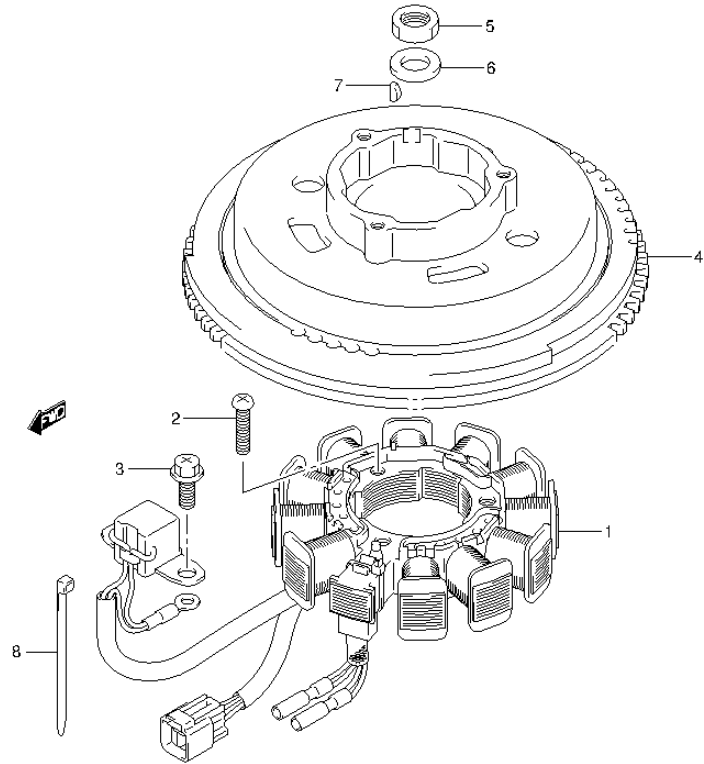
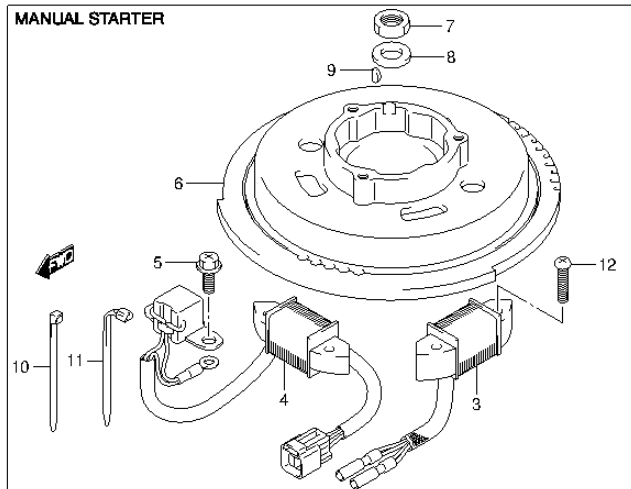
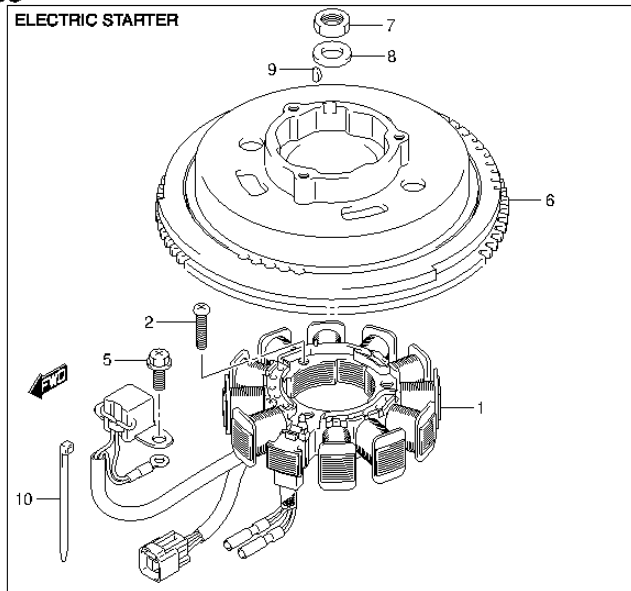


FIG.34 (1-D-11) MAGNETO (DF8AR P01)

REF NO.	PART NO.	DESCRIPTION	Q'TY	REMARKS
1	32120-99JL0	COIL, STATOR & PULSER	1	
2	09125-06035	SCREW (6X25)	3	
3	02162-05127	SCREW	2	
4	32102-99JL0	FLYWHEEL	1	
5	09140-14008	NUT	1	
6	09160-15057	WASHER (15X27X4.0)	1	
7	08341-31039	KEY	1	
8	09407-14407	CLAMP (L:145)	1	

**FIG.35**



**FIG.35 (1-D-12) MAGNETO (DF9.9A P01)**

REF NO.	PART NO.	DESCRIPTION	Q'TY	REMARKS
1	32120-99JL0	COIL, STATOR & PULSER	1	W/ELECTRIC SATRTER
2	09125-06035	SCREW (6X25)	3	W/ELECTRIC SATRTER
3	32120-99JM0	COIL, BATTERY CHARGING	1	W/MANUAL STARTER
4	32140-99JM0	COIL, EXITER / PULSER	1	W/MANUAL STARTER
5	02162-05127	SCREW	2	
6-1	32102-99JL0	FLYWHEEL	1	W/ELECTRIC SATRTER
6-2	32102-99JM0	FLYWHEEL	1	W/MANUAL STARTER
7	09140-14008	NUT	1	
8	09160-15057	WASHER (15X27X4.0)	1	
9	08341-31039	KEY	1	
10	09407-14407	CLAMP (L:145)	1	
11	09407-14403	CLAMP (L:125)	1	W/MANUAL STARTER
12	02112-06307	SCREW	4	W/MANUAL STARTER

FIG.36

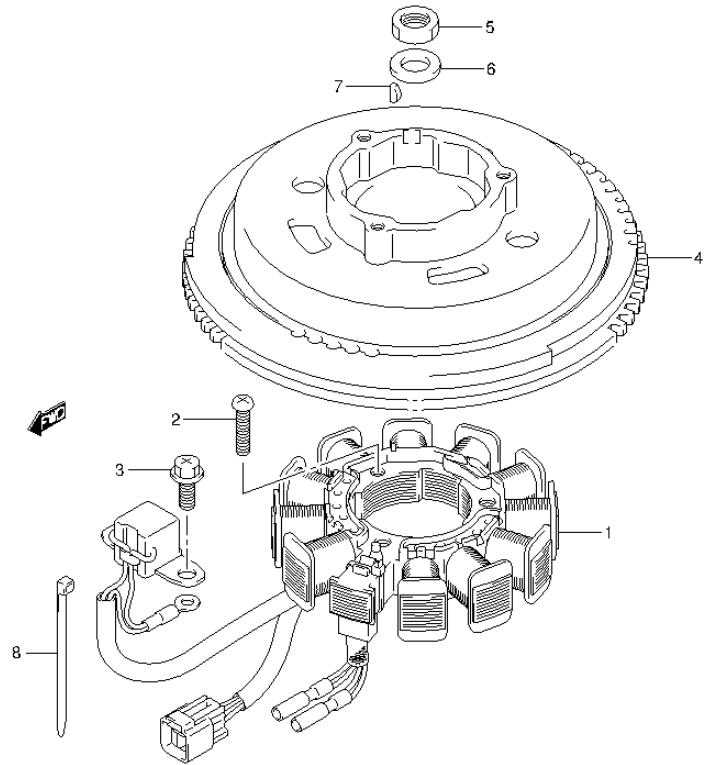


FIG.36 (1-D-13) MAGNETO (DF9.9AR P01)

REF NO.	PART NO.	DESCRIPTION	Q'TY	REMARKS
1	32120-99JL0	COIL, STATOR & PULSER	1	
2	09125-06035	SCREW (6X25)	3	
3	02162-05127	SCREW	2	
4	32102-99JL0	FLYWHEEL	1	
5	09140-14008	NUT	1	
6	09160-15057	WASHER (15X27X4.0)	1	
7	08341-31039	KEY	1	
8	09407-14407	CLAMP (L:145)	1	

FIG.37

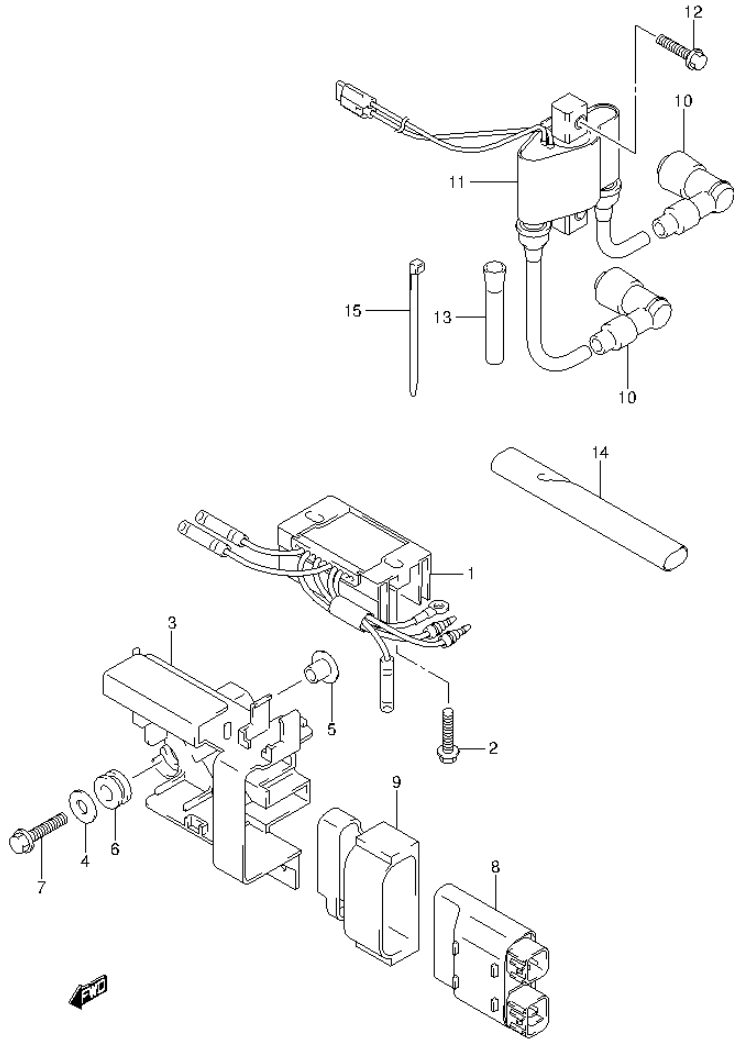


FIG.37 (1-D-14) RECTIFIER / IGNITION COIL (DF8A P01)

REF NO.	PART NO.	DESCRIPTION	Q'TY	REMARKS
1	32800-99J00	RECTIFIER/REGULATOR ASSY	1	W/ELECTRIC STARTER
2	01550-06257	BOLT	2	W/ELECTRIC STARTER
3	32890-99J00	HOLDER, ELECTRIC PARTS	1	
4	09160-06084	WASHER (6.5X18X1.6)	2	
5	09169-06089	WASHER	2	
6	09320-09016	CUSHION	2	
7	01550-06257	BOLT	2	
8-1	32900-99JL0	CDI UNIT	1	W/ELECTRIC STARTER
8-2	32900-99JM0	CDI UNIT	1	W/MANUAL STARTER
9	32980-99J00	CUSHION, CDI	1	
10	33500-07H00	CAP, SPARK PLUG	2	
11	33410-99JL0	COIL, IGNITION	1	
12	01550-06257	BOLT	2	
13	33833-94JL0	TUBE, IGN COIL LEAD (L:120)	1	
14	33833-94J10	PROTECTOR, HIGH TENSION (L:50)	1	W/ELECTRIC STARTER
15	09407-14407	CLAMP (L:145)	1	W/ELECTRIC STARTER



FIG.38

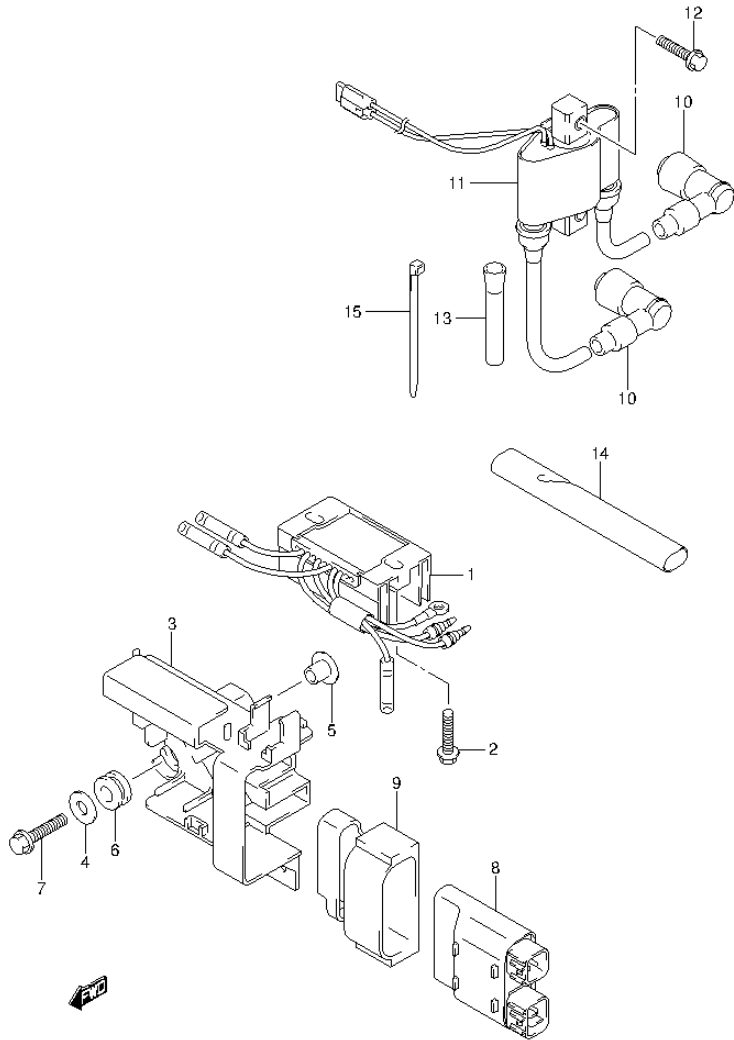


FIG.38 (1-D-15) RECTIFIER / IGNITION COIL (DF8AR P01)

REF NO.	PART NO.	DESCRIPTION	Q'TY	REMARKS
1	32800-99J00	RECTIFIER/REGULATOR ASSY	1	
2	01550-06257	BOLT	2	
3	32890-99J00	HOLDER, ELECTRIC PARTS	1	
4	09160-06084	WASHER (6.5X18X1.6)	2	
5	09169-06089	WASHER	2	
6	09320-09016	CUSHION	2	
7	01550-06257	BOLT	2	
8	32900-99JL0	CDI UNIT	1	
9	32980-99J00	CUSHION, CDI	1	
10	33500-07H00	CAP, SPARK PLUG	2	
11	33410-99JL0	COIL, IGNITION	1	
12	01550-06257	BOLT	2	
13	33833-94JL0	TUBE, IGN COIL LEAD (L:120)	1	
14	33833-94J10	PROTECTOR, HIGH TENSION (L:50)	1	
15	09407-14407	CLAMP (L:145)	1	

FIG.39

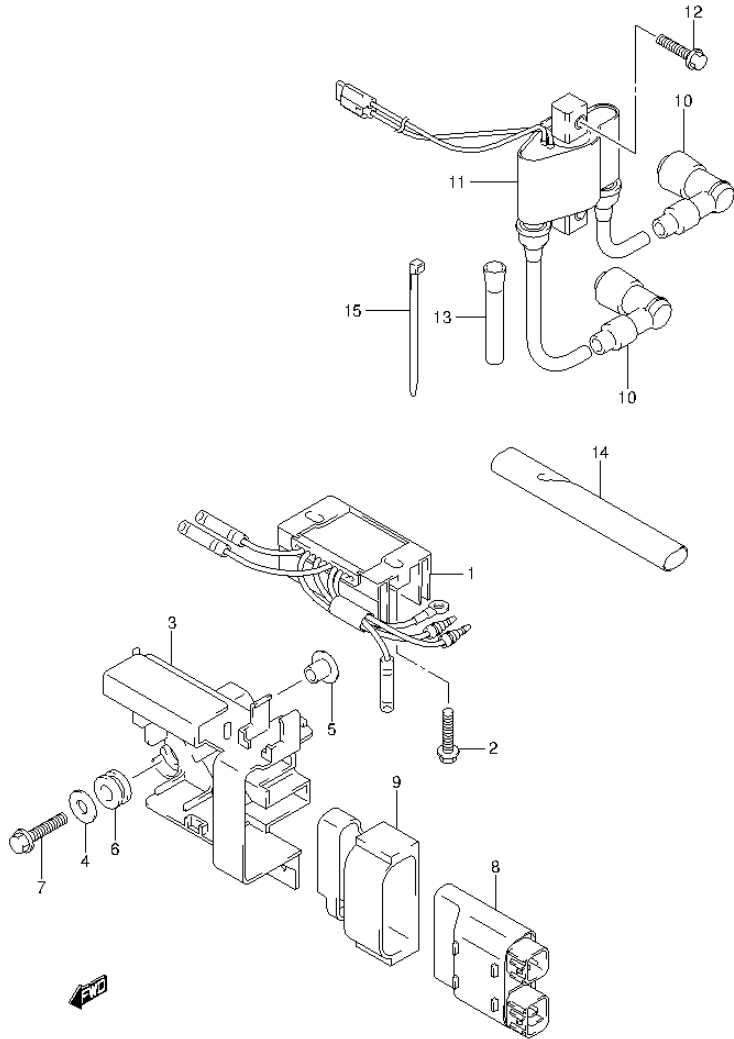


FIG.39 (1-E-2) RECTIFIER / IGNITION COIL (DF9.9A P01)

REF NO.	PART NO.	DESCRIPTION	Q'TY	REMARKS
1	32800-99J00	RECTIFIER/REGULATOR ASSY	1	W/ELECTRIC STARTER
2	01550-06257	BOLT	2	W/ELECTRIC STARTER
3	32890-99J00	HOLDER, ELECTRIC PARTS	1	
4	09160-06084	WASHER (6.5X18X1.6)	2	
5	09169-06089	WASHER	2	
6	09320-09016	CUSHION	2	
7	01550-06257	BOLT	2	
8-1	32900-99JL0	CDI UNIT	1	W/ELECTRIC STARTER
8-2	32900-99JM0	CDI UNIT	1	W/MANUAL STARTER
9	32980-99J00	CUSHION, CDI	1	
10	33500-07H00	CAP, SPARK PLUG	2	
11	33410-99JL0	COIL, IGNITION	1	
12	01550-06257	BOLT	2	
13	33833-94JL0	TUBE, IGN COIL LEAD (L:120)	1	
14	33833-94J10	PROTECTOR, HIGH TENSION (L:50)	1	W/ELECTRIC STARTER
15	09407-14407	CLAMP (L:145)	1	W/ELECTRIC STARTER

FIG.40

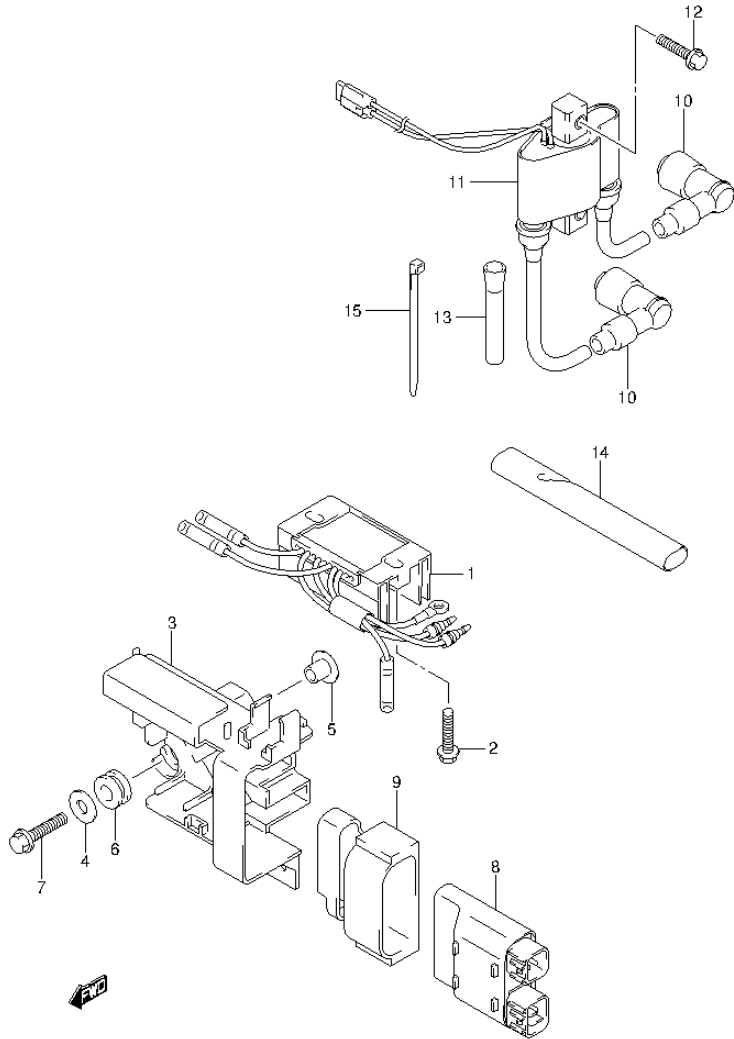


FIG.40 (1-E-3) RECTIFIER / IGNITION COIL (DF9.9AR P01)

REF NO.	PART NO.	DESCRIPTION	Q'TY	REMARKS
1	32800-99J00	RECTIFIER/REGULATOR ASSY	1	
2	01550-06257	BOLT	2	
3	32890-99J00	HOLDER, ELECTRIC PARTS	1	
4	09160-06084	WASHER (6.5X18X1.6)	2	
5	09169-06089	WASHER	2	
6	09320-09016	CUSHION	2	
7	01550-06257	BOLT	2	
8	32900-99JL0	CDI UNIT	1	
9	32980-99J00	CUSHION, CDI	1	
10	33500-07H00	CAP, SPARK PLUG	2	
11	33410-99JL0	COIL, IGNITION	1	
12	01550-06257	BOLT	2	
13	33833-94JL0	TUBE, IGN COIL LEAD (L:120)	1	
14	33833-94J10	PROTECTOR, HIGH TENSION (L:50)	1	
15	09407-14407	CLAMP (L:145)	1	

FIG.41

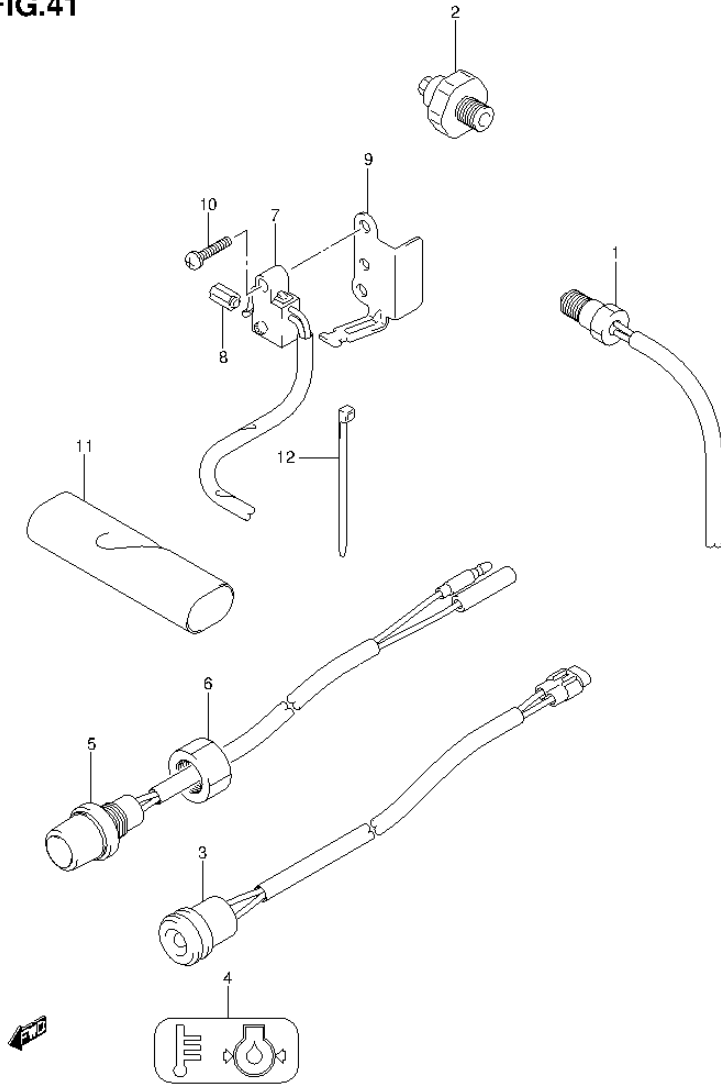


FIG.41 (1-E-4) SENSOR / SWITCH (DF8A P01)

REF NO.	PART NO.	DESCRIPTION	Q'TY	REMARKS
1	34830-87J20	SENSOR ASSY, TEMP	1	
2	37820-93E10	SWITCH ASSY, OIL PRESSURE	1	
3	36360-99J00	INDICATOR, OIL PRESSURE	1	
4	36367-99J00	LABEL, WARNING	1	
5	37161-89E13	SWITCH ASSY, STARTER MOTOR	1	W/ELECTRIC STARTER
6	09159-14014	NUT	1	W/ELECTRIC STARTER
7	37721-99J10	SWITCH ASSY, NEUTRAL	1	W/ELECTRIC STARTER
8	37724-99J00	ROD, SW PUSH	1	W/ELECTRIC STARTER
9	37726-99J10	BRACKET, NEUTRAL SW	1	W/ELECTRIC STARTER
10	09137-04004	SCREW (4X16)	1	W/ELECTRIC STARTER
11	33833-99J00	TUBE, SW LEAD (L:80)	1	
12	09407-14407	CLAMP (L:145)	1	

FIG.42

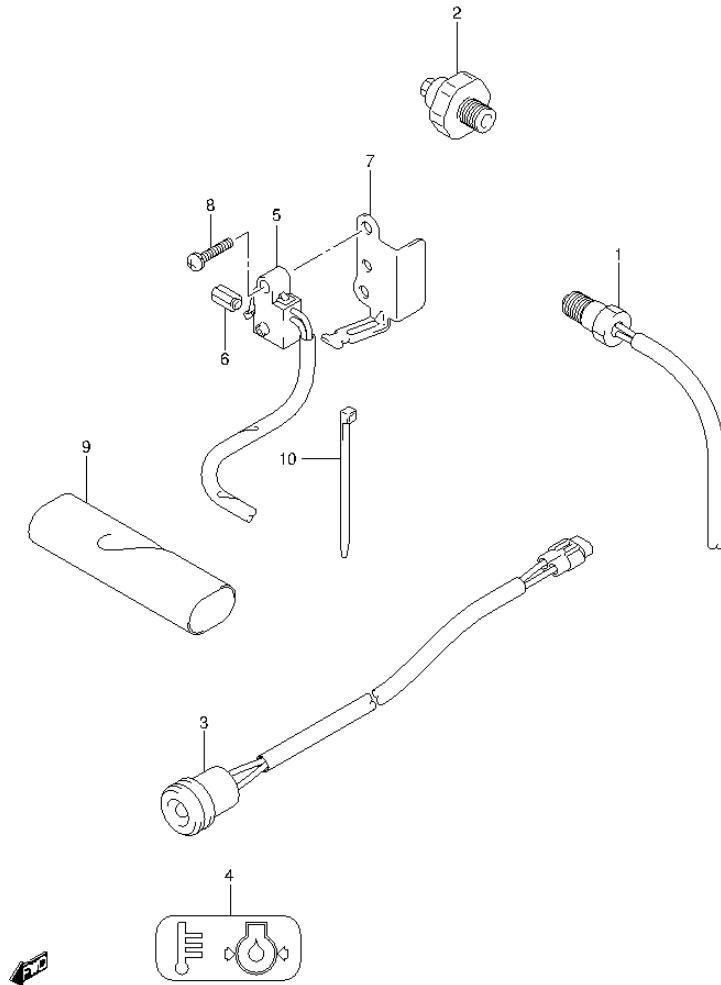


FIG.42 (1-E-5) SENSOR / SWITCH (DF8AR P01)

REF NO.	PART NO.	DESCRIPTION	Q'TY	REMARKS
1	34830-87J20	SENSOR ASSY, TEMP	1	
2	37820-93E10	SWITCH ASSY, OIL PRESSURE	1	
3	36360-99J10	INDICATOR, OIL PRESSURE	1	
4	36367-99J00	LABEL, WARNING	1	
5	37721-99J10	SWITCH ASSY, NEUTRAL	1	
6	37724-99J00	ROD, SW PUSH	1	
7	37726-99J10	BRACKET, NEUTRAL SW	1	
8	09137-04004	SCREW (4X16)	1	
9	33833-99J00	TUBE, SW LEAD (L:80)	1	
10	09407-14407	CLAMP (L:145)	1	

FIG.43

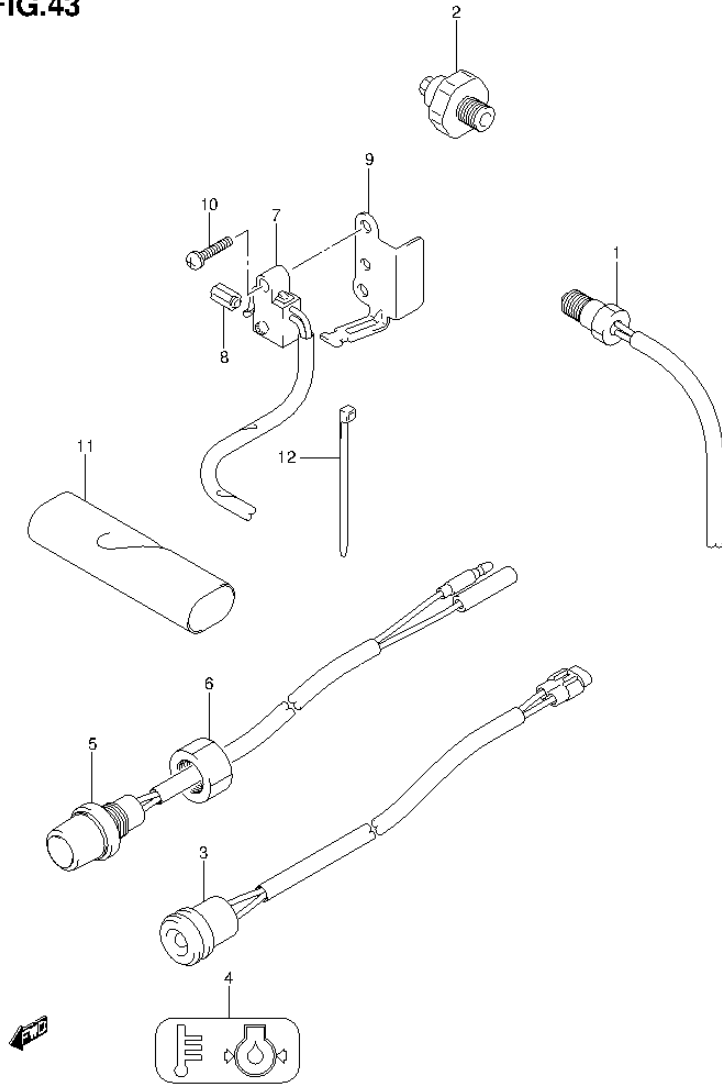


FIG.43 (1-E-6) SENSOR / SWITCH (DF9.9A P01)

REF NO.	PART NO.	DESCRIPTION	Q'TY	REMARKS
1	34830-87J20	SENSOR ASSY, TEMP	1	
2	37820-93E10	SWITCH ASSY, OIL PRESSURE	1	
3	36360-99J00	INDICATOR, OIL PRESSURE	1	
4	36367-99J00	LABEL, WARNING	1	
5	37161-89E13	SWITCH ASSY, STARTER MOTOR	1	W/ELECTRIC STARTER
6	09159-14014	NUT	1	W/ELECTRIC STARTER
7	37721-99J10	SWITCH ASSY, NEUTRAL	1	W/ELECTRIC STARTER
8	37724-99J00	ROD, SW PUSH	1	W/ELECTRIC STARTER
9	37726-99J10	BRACKET, NEUTRAL SW	1	W/ELECTRIC STARTER
10	09137-04004	SCREW (4X16)	1	W/ELECTRIC STARTER
11	33833-99J00	TUBE, SW LEAD (L:80)	1	
12	09407-14407	CLAMP (L:145)	1	

FIG.44

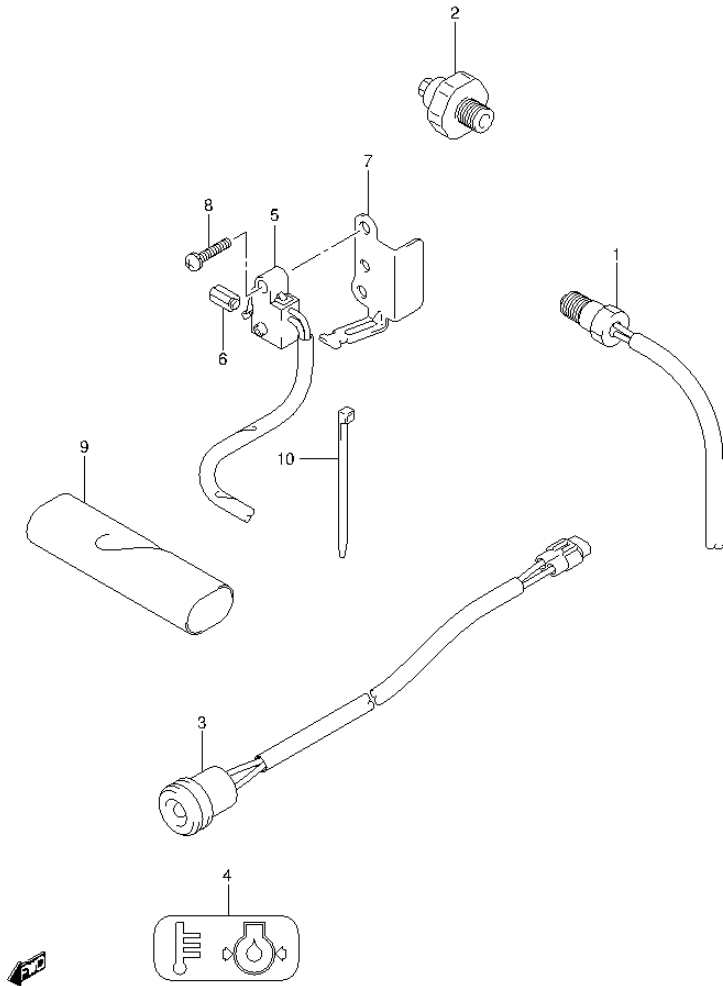


FIG.44 (1-E-7) SENSOR / SWITCH (DF9.9AR P01)

REF NO.	PART NO.	DESCRIPTION	Q'TY	REMARKS
1	34830-87J20	SENSOR ASSY, TEMP	1	
2	37820-93E10	SWITCH ASSY, OIL PRESSURE	1	
3	36360-99J10	INDICATOR, OIL PRESSURE	1	
4	36367-99J00	LABEL, WARNING	1	
5	37721-99J10	SWITCH ASSY, NEUTRAL	1	
6	37724-99J00	ROD, SW PUSH	1	
7	37726-99J10	BRACKET, NEUTRAL SW	1	
8	09137-04004	SCREW (4X16)	1	
9	33833-99J00	TUBE, SW LEAD (L:80)	1	
10	09407-14407	CLAMP (L:145)	1	

FIG.45

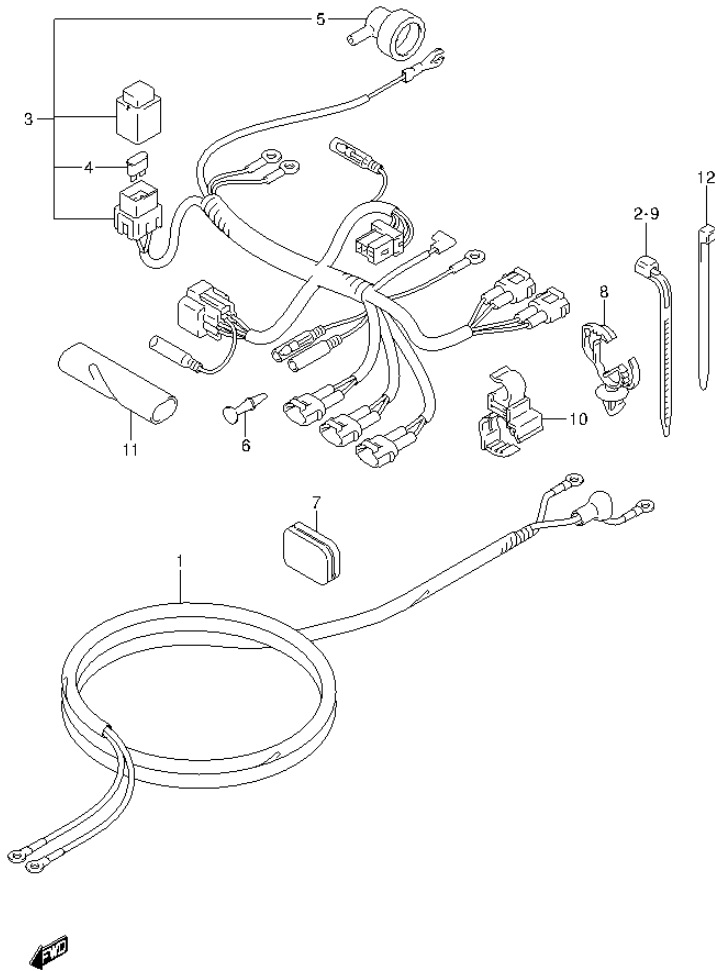


FIG.45 (1-E-8) HARNESS (DF8A P01)

REF NO.	PART NO.	DESCRIPTION	Q'TY	REMARKS
1	33810-99J00	CABLE, STARTER	1	W/ELECTRIC STARTER
2	09407-14403	CLAMP (L:125)	1	W/ELECTRIC STARTER
3-1	36610-99J00	HARNESS ASSY, WIRING	1	W/ELECTRIC STARTER
3-2	36610-99J10	HARNESS ASSY, WIRING	1	W/MANUAL STARTER
4	09481-20501	.FUSE (20A)	1	
5	36618-43410	.CAP, OIL PRESSURE SWITCH	1	
6-1	36615-96300	TERMINAL, RESIN	1	W/ELECTRIC SATRTER
6-2	36615-96300	TERMINAL, RESIN	3	W/MANUAL STARTER
7	36656-99J00	GROMMET, CABLE (PORT)	1	
8	09403-13311	CLAMP	1	
9	09407-14403	CLAMP (L:125)	1	
10	09408-00265	CLAMP	1	
11	33833-99J10	TUBE, HARNESS LEAD	1	W/ELECTRIC STARTER
12	09407-14407	CLAMP (L:145)	1	



FIG.46

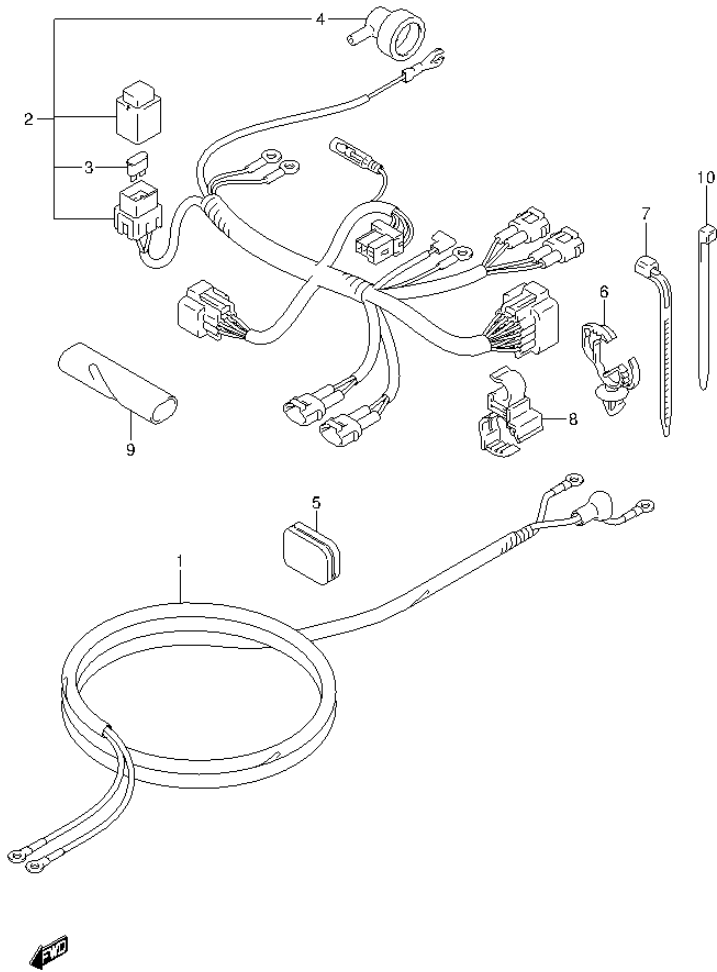


FIG.46 (1-E-9) HARNESS (DF8AR P01)

REF NO.	PART NO.	DESCRIPTION	Q'TY	REMARKS
1	33810-99J00	CABLE, STARTER	1	
2	36610-99J20	HARNESS ASSY, WIRING	1	
3	09481-20501	.FUSE (20A)	1	
4	36618-43410	.CAP, OIL PRESSURE SWITCH	1	
5	36656-99J10	GROMMET, CABLE (PORT)	1	
6	09403-13311	CLAMP	1	
7	09407-14403	CLAMP (L:125)	1	
8	09408-00265	CLAMP	1	
9	33833-99J10	TUBE, HARNESS LEAD	1	
10	09407-14407	CLAMP (L:145)	1	

FIG.47

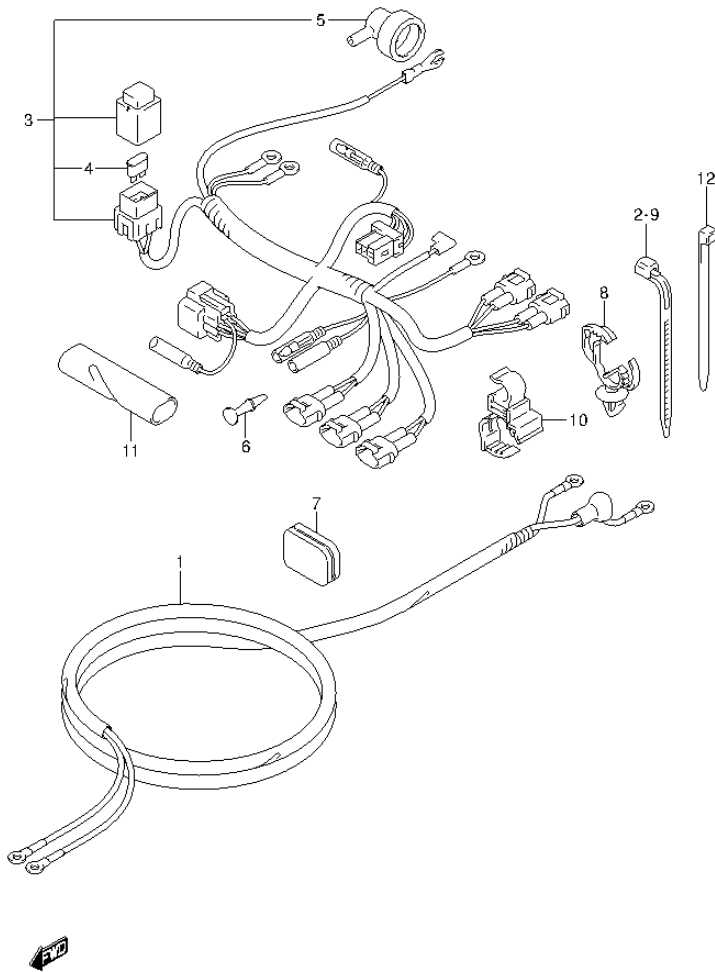


FIG.47 (1-E-10) HARNESS (DF9.9A P01)

REF NO.	PART NO.	DESCRIPTION	Q'TY	REMARKS
1	33810-99J00	CABLE, STARTER	1	W/ELECTRIC STARTER
2	09407-14403	CLAMP (L:125)	1	W/ELECTRIC STARTER
3-1	36610-99J00	HARNESS ASSY, WIRING	1	W/ELECTRIC STARTER
3-2	36610-99J10	HARNESS ASSY, WIRING	1	W/MANUAL STARTER
4	09481-20501	.FUSE (20A)	1	
5	36618-43410	.CAP, OIL PRESSURE SWITCH	1	
6-1	36615-96300	TERMINAL, RESIN	1	W/ELECTRIC SATRTER
6-2	36615-96300	TERMINAL, RESIN	3	W/MANUAL STARTER
7	36656-99J00	GROMMET, CABLE (PORT)	1	
8	09403-13311	CLAMP	1	
9	09407-14403	CLAMP (L:125)	1	
10	09408-00265	CLAMP	1	
11	33833-99J10	TUBE, HARNESS LEAD	1	W/ELECTRIC STARTER
12	09407-14407	CLAMP (L:145)	1	

FIG.48

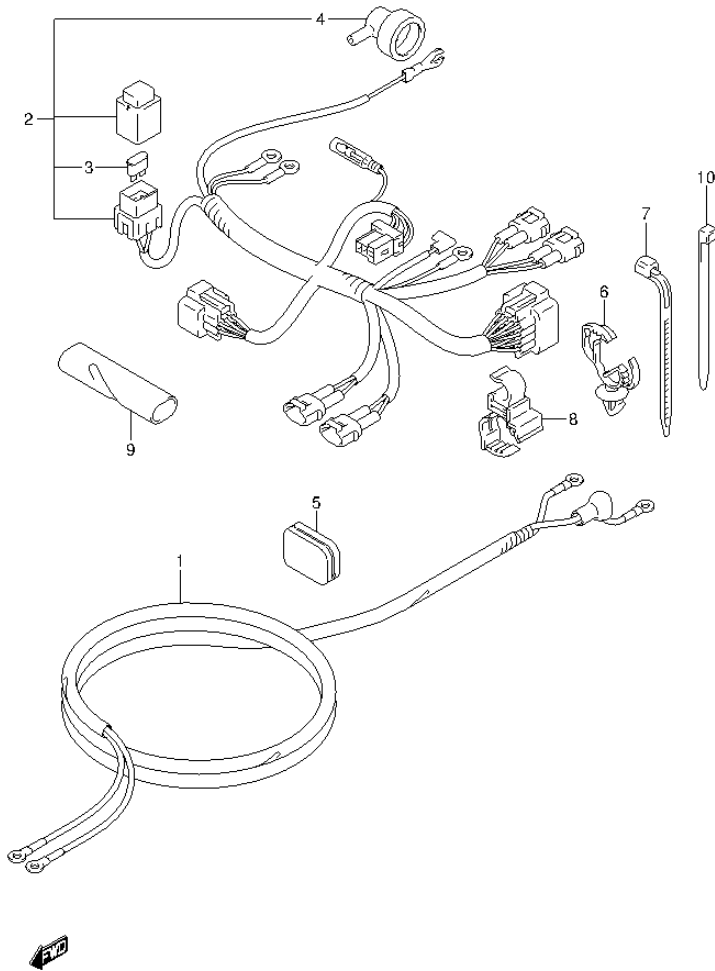


FIG.48 (1-E-11) HARNESS (DF9.9AR P01)

REF NO.	PART NO.	DESCRIPTION	Q'TY	REMARKS
1	33810-99J00	CABLE, STARTER	1	
2	36610-99J20	HARNESS ASSY, WIRING	1	
3	09481-20501	.FUSE (20A)	1	
4	36618-43410	.CAP, OIL PRESSURE SWITCH	1	
5	36656-99J10	GROMMET, CABLE (PORT)	1	
6	09403-13311	CLAMP	1	
7	09407-14403	CLAMP (L:125)	1	
8	09408-00265	CLAMP	1	
9	33833-99J10	TUBE, HARNESS LEAD	1	
10	09407-14407	CLAMP (L:145)	1	

FIG.49

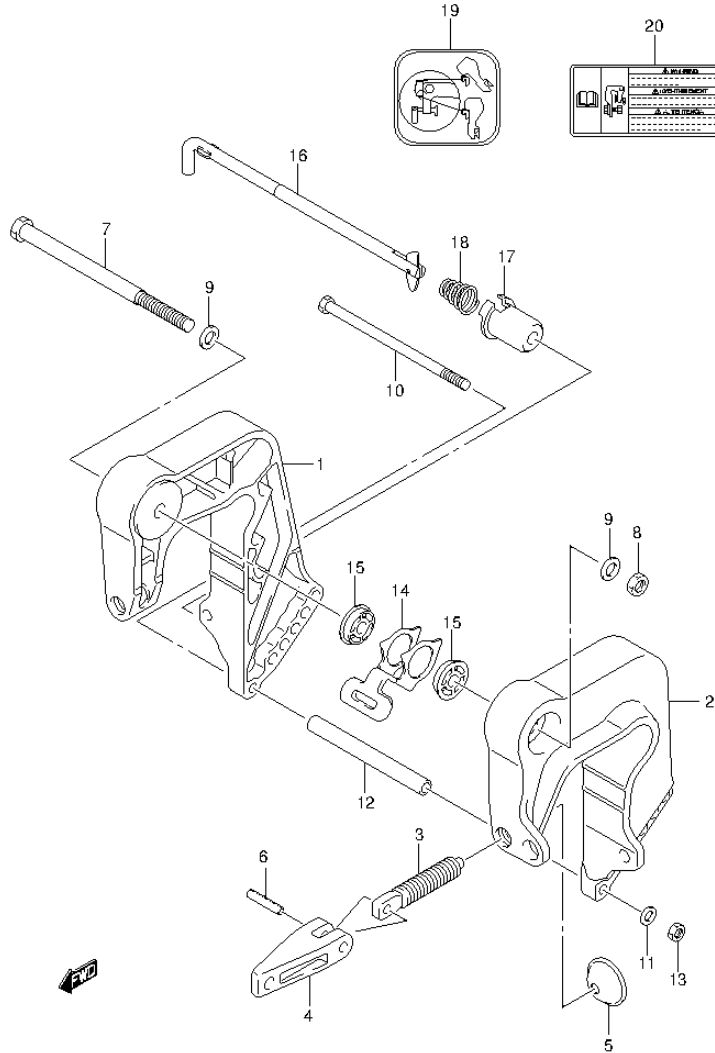


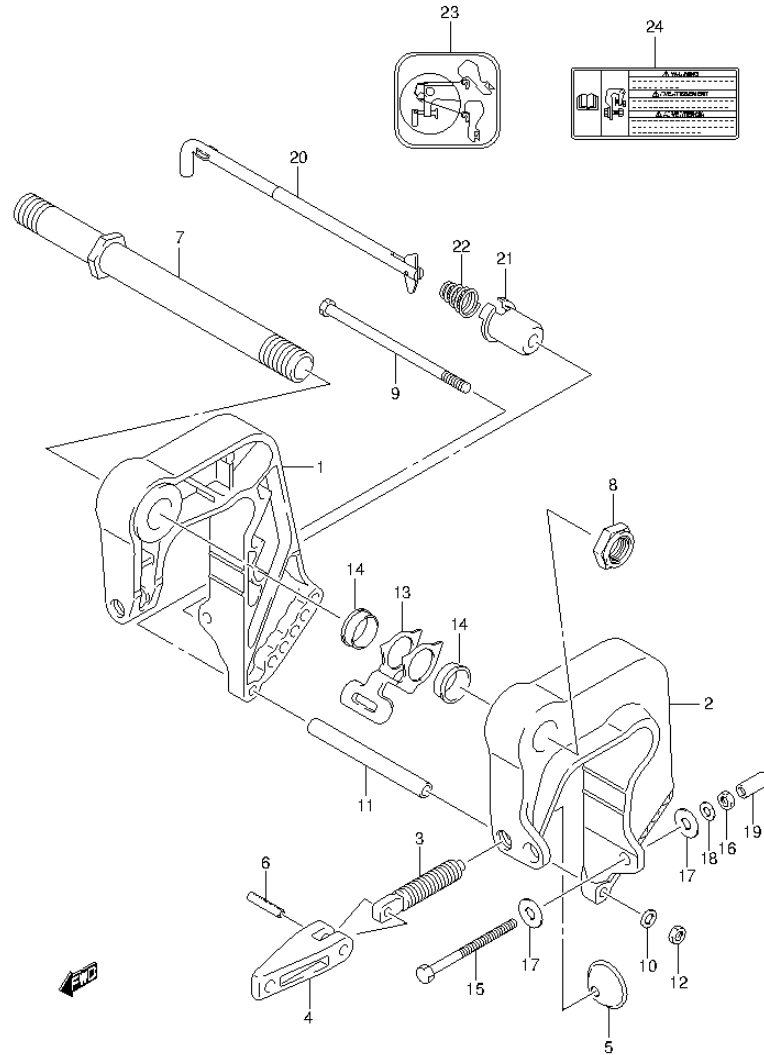
FIG.49 (1-E-12) CLAMP BRACKET (DF8A P01)

REF NO.	PART NO.	DESCRIPTION	Q'TY	REMARKS
1	41111-99J00-0EP	BRACKET, CLAMP STBD (BLACK)	1	
2	41121-99J00-0EP	BRACKET, CLAMP PORT (BLACK)	1	
3	41211-99JL0	SCREW, CLAMP	2	
4	41212-91J00	HANDLE, CLAMP	2	
5	41213-98100	PLATE, CLAMP	2	
6	09205-06007	SPRING PIN (6X25)	2	
7	09100-10320	BOLT (10X145)	1	
8	09159-10L07	NUT	1	
9	09160-10082	WASHER (10.5X19X2)	2	
10	09100-06177	BOLT (6X140)	1	
11	09160-06082	WASHER (6.5X13X1.0)	1	
12	09180-06357	SPACER (6.5X10.5X104)	1	
13	29141-93J00	NUT, CLAMP BRKT LWR (M6)	1	
14	45261-94J00	LEVER, RELEASE	1	
15	09306-10023	BUSH	2	
16	45420-99JM0	PIN, TILT LOCK	1	
17	45425-94J00	STOPPER, TILT LOCK PIN	1	
18	09441-17001	SPRING	1	
19	45269-94J20	MARK, REVERSE LOCK	1	
20	69911-91J40	MARK, CLAMP BRACKET	1	
21	41210-99JL1	SCREW SET, CLAMP	1	OPT

NOT ILLUSTRATED

FIG.50

FIG.50 (1-E-13) CLAMP BRACKET (DF8AR P01)



REF NO.	PART NO.	DESCRIPTION	Q'TY	REMARKS
1	41111-94J20-0EP	BRACKET, CLAMP STBD (BLACK)	1	
2	41121-94J20-0EP	BRACKET, CLAMP PORT (BLACK)	1	
3	41211-99JL0	SCREW, CLAMP	2	
4	41212-91J00	HANDLE, CLAMP	2	
5	41213-98100	PLATE, CLAMP	2	
6	09205-06007	SPRING PIN (6X25)	2	
7	41130-93E03	SHAFT, CLAMP BRKT	1	
8	09159-22L01	NUT	1	
9	09100-06177	BOLT (6X140)	1	
10	09160-06082	WASHER (6.5X13X1.0)	1	
11	09180-06357	SPACER (6.5X10.5X104)	1	
12	29141-93J00	NUT, CLAMP BRKT LWR (M6)	1	
13	45261-94J00	LEVER, RELEASE	1	
14	09306-22006	BUSH (22.6X27X8)	2	
15	09100-08311	BOLT (8X90)	2	
16	09140-08023-XC0	NUT	2	
17	09160-08081	WASHER (8.5X23X1.5)	4	
18	29162-93J10	WASHER, TRANSOM BOLT LOCK	2	
19	41153-96300	CAP, TRANSOM BOLT	2	
20	45420-99JM0	PIN, TILT LOCK	1	
21	45425-94J00	STOPPER, TILT LOCK PIN	1	
22	09441-17001	SPRING	1	
23	45269-94J20	MARK, REVERSE LOCK	1	
24	69911-91J40	MARK, CLAMP BRACKET	1	
25	41210-99JL1	SCREW SET, CLAMP	1	

OPT  
NOT ILLUSTRATED

FIG.51

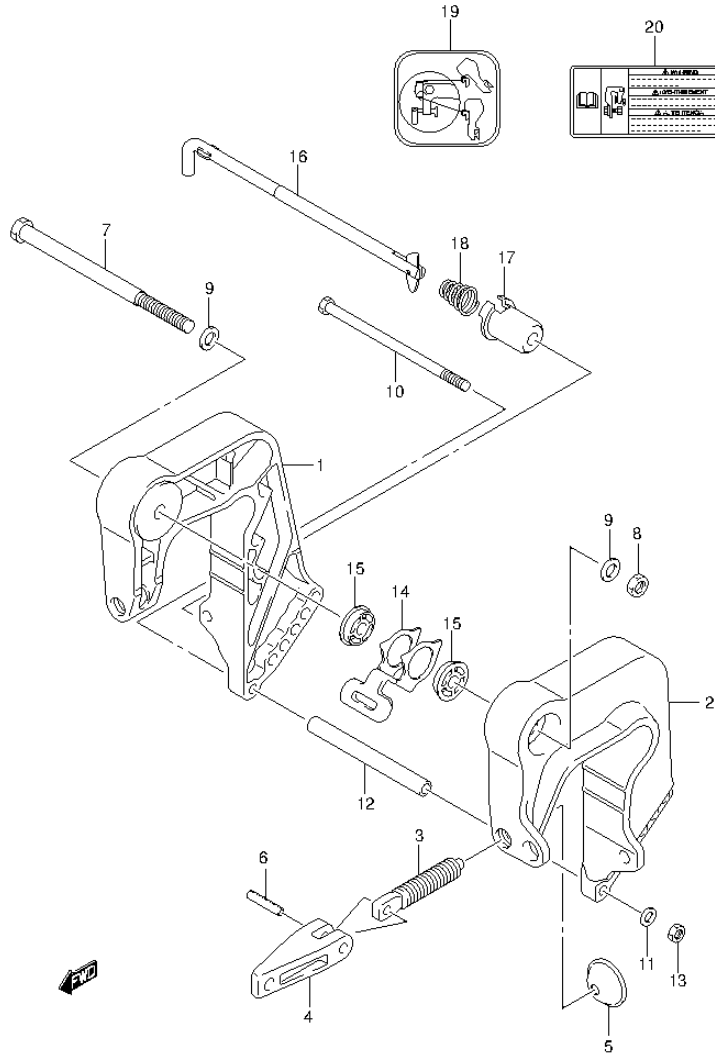


FIG.51 (1-E-14) CLAMP BRACKET (DF9.9A P01)

REF NO.	PART NO.	DESCRIPTION	Q'TY	REMARKS
1	41111-99J00-0EP	BRACKET, CLAMP STBD (BLACK)	1	
2	41121-99J00-0EP	BRACKET, CLAMP PORT (BLACK)	1	
3	41211-99JL0	SCREW, CLAMP	2	
4	41212-91J00	HANDLE, CLAMP	2	
5	41213-98100	PLATE, CLAMP	2	
6	09205-06007	SPRING PIN (6X25)	2	
7	09100-10320	BOLT (10X145)	1	
8	09159-10L07	NUT	1	
9	09160-10082	WASHER (10.5X19X2)	2	
10	09100-06177	BOLT (6X140)	1	
11	09160-06082	WASHER (6.5X13X1.0)	1	
12	09180-06357	SPACER (6.5X10.5X104)	1	
13	29141-93J00	NUT, CLAMP BRKT LWR (M6)	1	
14	45261-94J00	LEVER, RELEASE	1	
15	09306-10023	BUSH	2	
16	45420-99JM0	PIN, TILT LOCK	1	
17	45425-94J00	STOPPER, TILT LOCK PIN	1	
18	09441-17001	SPRING	1	
19	45269-94J20	MARK, REVERSE LOCK	1	
20	69911-91J40	MARK, CLAMP BRACKET	1	
21	41210-99JL1	SCREW SET, CLAMP	1	OPT NOT ILLUSTRATED

FIG.52

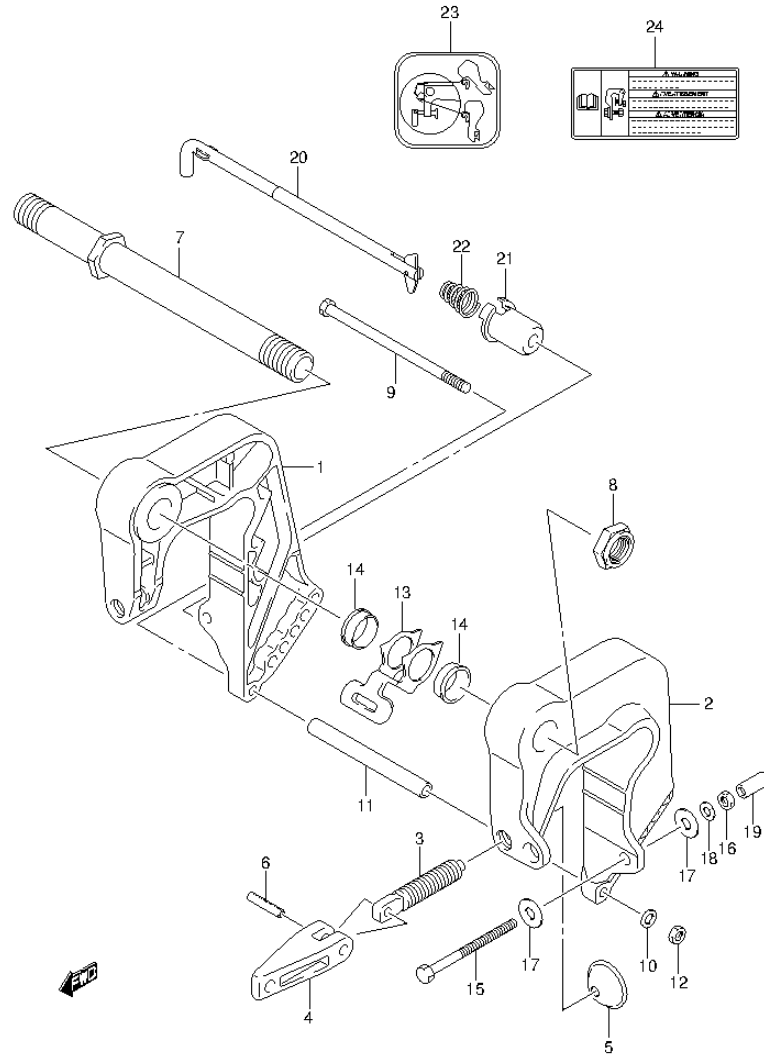
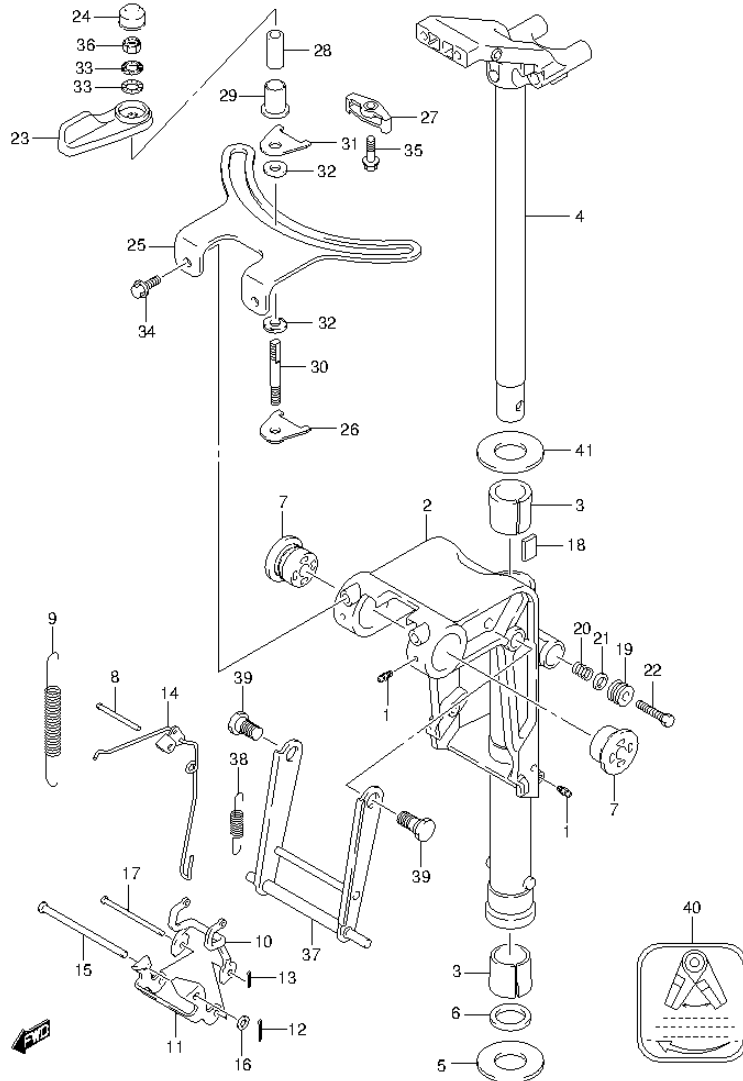


FIG.52 (1-E-15) CLAMP BRACKET (DF9.9AR P01)

REF NO.	PART NO.	DESCRIPTION	Q'TY	REMARKS
1	41111-94J20-0EP	BRACKET, CLAMP STBD (BLACK)	1	
2	41121-94J20-0EP	BRACKET, CLAMP PORT (BLACK)	1	
3	41211-99JL0	SCREW, CLAMP	2	
4	41212-91J00	HANDLE, CLAMP	2	
5	41213-98100	PLATE, CLAMP	2	
6	09205-06007	SPRING PIN (6X25)	2	
7	41130-93E03	SHAFT, CLAMP BRKT	1	
8	09159-22L01	NUT	1	
9	09100-06177	BOLT (6X140)	1	
10	09160-06082	WASHER (6.5X13X1.0)	1	
11	09180-06357	SPACER (6.5X10.5X104)	1	
12	29141-93J00	NUT, CLAMP BRKT LWR (M6)	1	
13	45261-94J00	LEVER, RELEASE	1	
14	09306-22006	BUSH (22.6X27X8)	2	
15	09100-08311	BOLT (8X90)	2	
16	09140-08023-XC0	NUT	2	
17	09160-08081	WASHER (8.5X23X1.5)	4	
18	29162-93J10	WASHER, TRANSOM BOLT LOCK	2	
19	41153-96300	CAP, TRANSOM BOLT	2	
20	45420-99JM0	PIN, TILT LOCK	1	
21	45425-94J00	STOPPER, TILT LOCK PIN	1	
22	09441-17001	SPRING	1	
23	45269-94J20	MARK, REVERSE LOCK	1	
24	69911-91J40	MARK, CLAMP BRACKET	1	
25	41210-99JL1	SCREW SET, CLAMP	1	

OPT  
NOT ILLUSTRATED

**FIG.53**

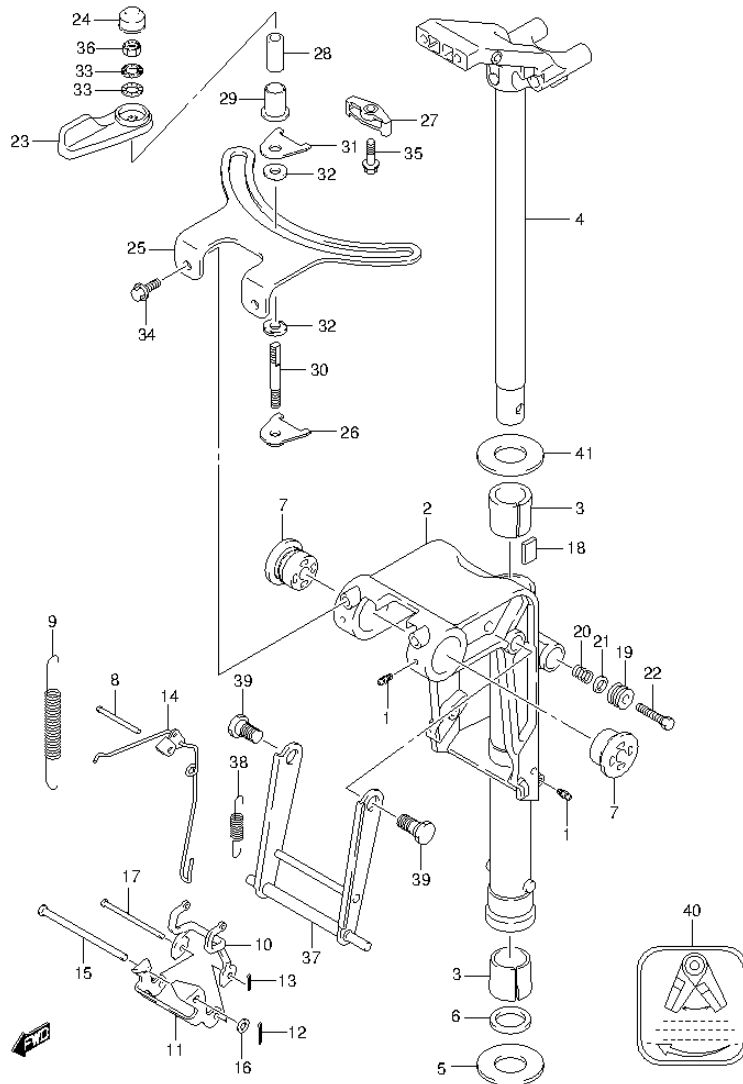


**FIG.53 (1-F-2) SWIVEL BRACKET (DF8A P01)**

REF NO.	PART NO.	DESCRIPTION	Q'TY	REMARKS
1	22511-99011	NIPPLE	3	
2-1	43111-99J01-0EP	BRACKET, SWIVEL (S) (BLACK)	1	W/TRANSOM(S)
2-2	43111-99J11-0EP	BRACKET, SWIVEL (L) (BLACK)	1	W/TRANSOM(L)
3	43711-99J00	BUSH, STEERING	2	
4-1	43750-99J40-0EP	BRACKET, STEERING (S) (BLACK)	1	W/TRANSOM(S)
4-2	43750-99J50-0EP	BRACKET, STEERING (L) (BLACK)	1	W/TRANSOM(L)
5	09160-27009	WASHER (27.5X47X2)	1	
6	09282-27002	OIL SEAL (26X39X5)	1	
7	43211-99J00	BUSH, SWIVEL BRACKET	2	
8	41225-94502	PIN, RELEASE ARM	1	
9	45212-99JL0	SPRING, REVERSE LOCK ARM	2	
10	45231-99JL0	ARM, REVERSE LOCK	1	
11	45241-99JL1	LINK, REVERSE LOCK ARM	1	
12	09204-01002	PIN	1	
13	45247-99J00	PIN, REV LOCK ARM COTTER	1	
14	45250-94J00	LINK, RELEASE	1	
15	09200-06061	PIN	1	
16	09160-06082	WASHER (6.5X13X1.0)	1	
17	09200-05014	PIN	1	
18	43411-939L0	PLATE, STRG ADJUSTER	1	
19	43412-93900	COVER, STRG ADJUSTER	1	
20	29440-93J00	SPRING, STRG ADJUSTER	1	
21	09160-08082	WASHER (8.5X16X1.2)	1	
22	09100-08308	BOLT (8X30)	1	
23	43410-99J00	LEVER, STRG ADJ	1	
24	43412-99J00	COVER, STRG ADJ	1	
25	43415-99J00	PLATE, STRG ADJ	1	
26	43420-99J10	PLATE, ADJ FRICTION	1	
27	43424-99J00	HOLDER, ADJ NUT	1	
28	43427-99J00	SPACER, ADJ NUT	1	
29	43428-99J00	BUSH, ADJ NUT	1	
30	43512-99J00	SHAFT, ADJ THREAD	1	
31	43514-94J00	PLATE, ADJ FRICTION	1	
32	43514-99J00	WASHER, ADJ FRICTION PLATE	2	



**FIG.53**



**FIG.53 (1-F-3) SWIVEL BRACKET (DF8A P01)**

REF NO.	PART NO.	DESCRIPTION	Q'TY	REMARKS
33	43516-89J00	WASHER, STRG ADJ	2	
34	09116-06225	BOLT (6X16)	2	
35	09116-06229	BOLT (6X25)	1	
36	09159-08059	NUT	1	
37	45710-99JL0	ARM, SHALLOW DRIVE	1	
38	45722-94J11	SPRING, ARM	1	
39	09111-10067	BOLT (10X20.4)	2	
40	45269-99J00	MARK, STRG ADJ	1	
41	09160-27012	WASHER (27.5X47X1)	1	

FIG.54

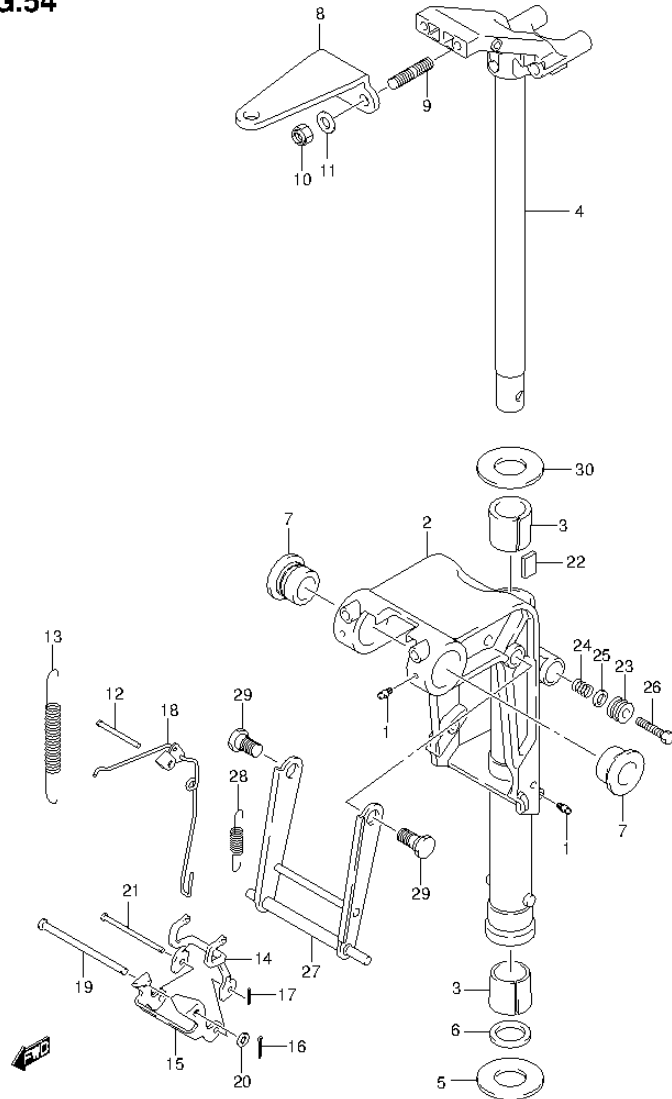
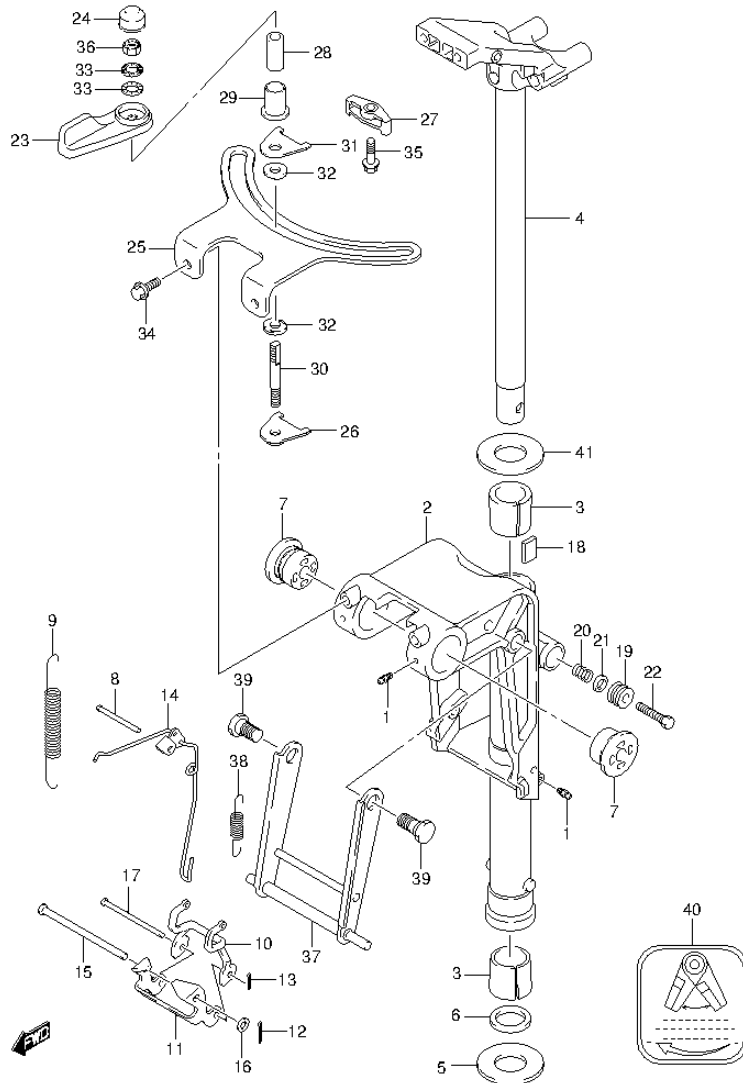


FIG.54 (1-F-4) SWIVEL BRACKET (DF8AR P01)

REF NO.	PART NO.	DESCRIPTION	Q'TY	REMARKS
1	22511-99011	NIPPLE	3	
2-1	43111-99J01-0EP	BRACKET, SWIVEL (S) (BLACK)	1	W/TRANSOM(S)
2-2	43111-99J11-0EP	BRACKET, SWIVEL (L) (BLACK)	1	W/TRANSOM(L)
3	43711-99J00	BUSH, STEERING	2	
4-1	43750-99J40-0EP	BRACKET, STEERING (S) (BLACK)	1	W/TRANSOM(S)
4-2	43750-99J50-0EP	BRACKET, STEERING (L) (BLACK)	1	W/TRANSOM(L)
5	09160-27009	WASHER (27.5X47X2)	1	
6	09282-27002	OIL SEAL (26X39X5)	1	
7	43211-87JL0	BUSH, SWIVEL BRACKET	2	
8	43755-99J00	ATTACHMENT, STRG BRKT	1	
9	09108-08286	STUD BOLT	2	
10	09159-08059	NUT	2	
11	09160-08082	WASHER (8.5X16X1.2)	2	
12	41225-94502	PIN, RELEASE ARM	1	
13	45212-99JL0	SPRING, REVERSE LOCK ARM	2	
14	45231-99JL0	ARM, REVERSE LOCK	1	
15	45241-99JL1	LINK, REVERSE LOCK ARM	1	
16	09204-01002	PIN	1	
17	45247-99J00	PIN, REV LOCK ARM COTTER	1	
18	45250-94J00	LINK, RELEASE	1	
19	09200-06061	PIN	1	
20	09160-06082	WASHER (6.5X13X1.0)	1	
21	09200-05014	PIN	1	
22	43411-939L0	PLATE, STRG ADJUSTER	1	
23	43412-93900	COVER, STRG ADJUSTER	1	
24	29440-93J00	SPRING, STRG ADJUSTER	1	
25	09160-08082	WASHER (8.5X16X1.2)	1	
26	09100-08308	BOLT (8X30)	1	
27	45710-99JL0	ARM, SHALLOW DRIVE	1	
28	45722-94J11	SPRING, ARM	1	
29	09111-10067	BOLT (10X20.4)	2	
30	09160-27012	WASHER (27.5X47X1)	1	

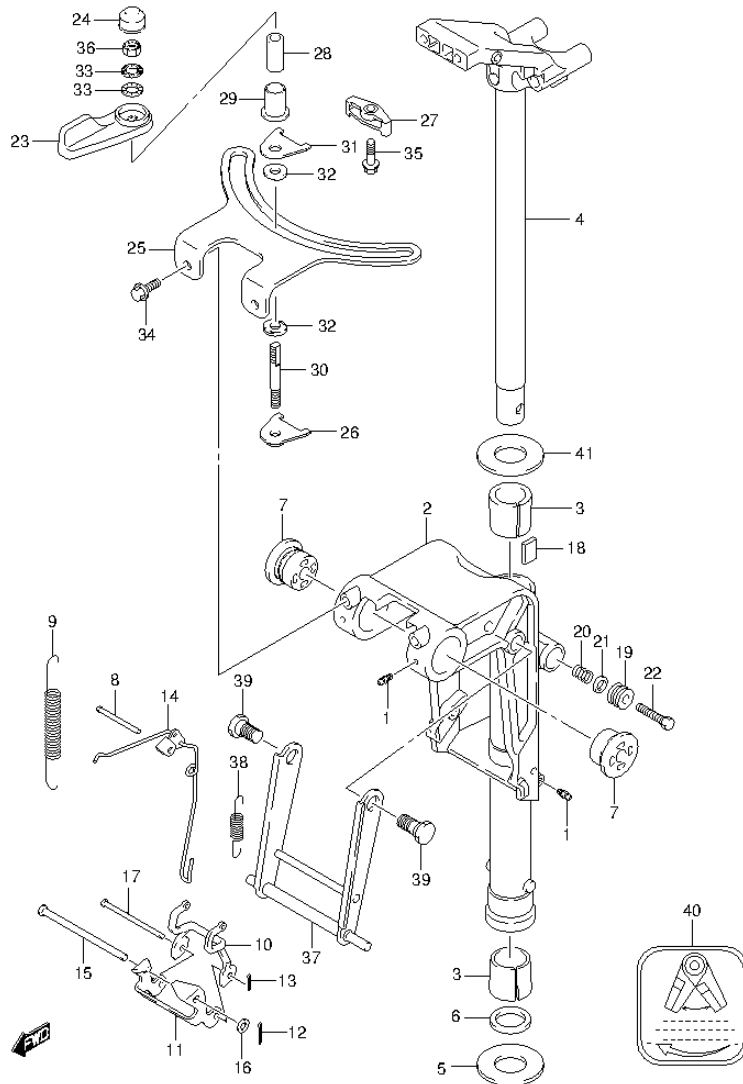
**FIG.55**



**FIG.55 (1-F-5) SWIVEL BRACKET (DF9.9A P01)**

REF NO.	PART NO.	DESCRIPTION	Q'TY	REMARKS
1	22511-99011	NIPPLE	3	
2-1	43111-99J01-0EP	BRACKET, SWIVEL (S) (BLACK)	1	W/TRANSOM(S)
2-2	43111-99J11-0EP	BRACKET, SWIVEL (L) (BLACK)	1	W/TRANSOM(L)
3	43711-99J00	BUSH, STEERING	2	
4-1	43750-99J40-0EP	BRACKET, STEERING (S) (BLACK)	1	W/TRANSOM(S)
4-2	43750-99J50-0EP	BRACKET, STEERING (L) (BLACK)	1	W/TRANSOM(L)
5	09160-27009	WASHER (27.5X47X2)	1	
6	09282-27002	OIL SEAL (26X39X5)	1	
7	43211-99J00	BUSH, SWIVEL BRACKET	2	
8	41225-94502	PIN, RELEASE ARM	1	
9	45212-99JL0	SPRING, REVERSE LOCK ARM	2	
10	45231-99JL0	ARM, REVERSE LOCK	1	
11	45241-99JL1	LINK, REVERSE LOCK ARM	1	
12	09204-01002	PIN	1	
13	45247-99J00	PIN, REV LOCK ARM COTTER	1	
14	45250-94J00	LINK, RELEASE	1	
15	09200-06061	PIN	1	
16	09160-06082	WASHER (6.5X13X1.0)	1	
17	09200-05014	PIN	1	
18	43411-939L0	PLATE, STRG ADJUSTER	1	
19	43412-93900	COVER, STRG ADJUSTER	1	
20	29440-93J00	SPRING, STRG ADJUSTER	1	
21	09160-08082	WASHER (8.5X16X1.2)	1	
22	09100-08308	BOLT (8X30)	1	
23	43410-99J00	LEVER, STRG ADJ	1	
24	43412-99J00	COVER, STRG ADJ	1	
25	43415-99J00	PLATE, STRG ADJ	1	
26	43420-99J10	PLATE, ADJ FRICTION	1	
27	43424-99J00	HOLDER, ADJ NUT	1	
28	43427-99J00	SPACER, ADJ NUT	1	
29	43428-99J00	BUSH, ADJ NUT	1	
30	43512-99J00	SHAFT, ADJ THREAD	1	
31	43514-94J00	PLATE, ADJ FRICTION	1	
32	43514-99J00	WASHER, ADJ FRICTION PLATE	2	

**FIG.55**



**FIG.55 (1-F-6) SWIVEL BRACKET (DF9.9A P01)**

REF NO.	PART NO.	DESCRIPTION	Q'TY	REMARKS
33	43516-89J00	WASHER, STRG ADJ	2	
34	09116-06225	BOLT (6X16)	2	
35	09116-06229	BOLT (6X25)	1	
36	09159-08059	NUT	1	
37	45710-99JL0	ARM, SHALLOW DRIVE	1	
38	45722-94J11	SPRING, ARM	1	
39	09111-10067	BOLT (10X20.4)	2	
40	45269-99J00	MARK, STRG ADJ	1	
41	09160-27012	WASHER (27.5X47X1)	1	

FIG.56

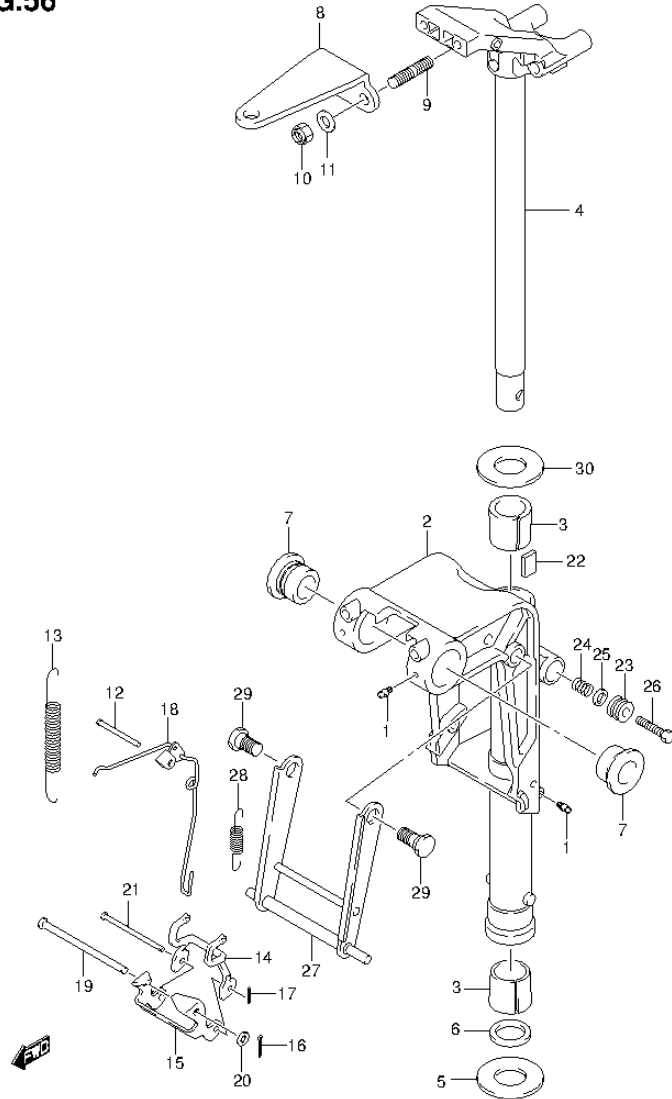


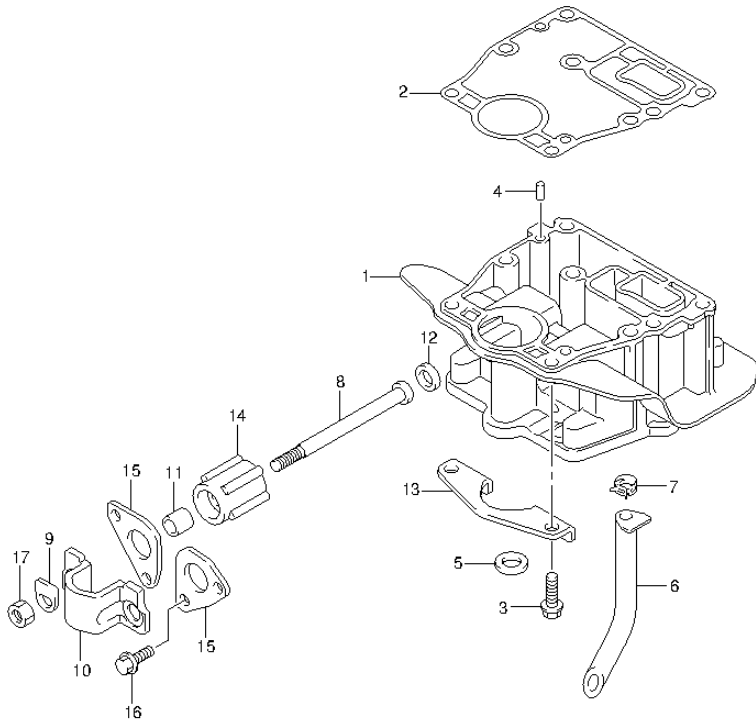
FIG.56 (1-F-7) SWIVEL BRACKET (DF9.9AR P01)

REF NO.	PART NO.	DESCRIPTION	Q'TY	REMARKS
1	22511-99011	NIPPLE	3	
2-1	43111-99J01-0EP	BRACKET, SWIVEL (S) (BLACK)	1	W/TRANSOM(S)
2-2	43111-99J11-0EP	BRACKET, SWIVEL (L) (BLACK)	1	W/TRANSOM(L)
3	43711-99J00	BUSH, STEERING	2	
4-1	43750-99J40-0EP	BRACKET, STEERING (S) (BLACK)	1	W/TRANSOM(S)
4-2	43750-99J50-0EP	BRACKET, STEERING (L) (BLACK)	1	W/TRANSOM(L)
5	09160-27009	WASHER (27.5X47X2)	1	
6	09282-27002	OIL SEAL (26X39X5)	1	
7	43211-87JL0	BUSH, SWIVEL BRACKET	2	
8	43755-99J00	ATTACHMENT, STRG BRKT	1	
9	09108-08286	STUD BOLT	2	
10	09159-08059	NUT	2	
11	09160-08082	WASHER (8.5X16X1.2)	2	
12	41225-94502	PIN, RELEASE ARM	1	
13	45212-99JL0	SPRING, REVERSE LOCK ARM	2	
14	45231-99JL0	ARM, REVERSE LOCK	1	
15	45241-99JL1	LINK, REVERSE LOCK ARM	1	
16	09204-01002	PIN	1	
17	45247-99J00	PIN, REV LOCK ARM COTTER	1	
18	45250-94J00	LINK, RELEASE	1	
19	09200-06061	PIN	1	
20	09160-06082	WASHER (6.5X13X1.0)	1	
21	09200-05014	PIN	1	
22	43411-939L0	PLATE, STRG ADJUSTER	1	
23	43412-93900	COVER, STRG ADJUSTER	1	
24	29440-93J00	SPRING, STRG ADJUSTER	1	
25	09160-08082	WASHER (8.5X16X1.2)	1	
26	09100-08308	BOLT (8X30)	1	
27	45710-99JL0	ARM, SHALLOW DRIVE	1	
28	45722-94J11	SPRING, ARM	1	
29	09111-10067	BOLT (10X20.4)	2	
30	09160-27012	WASHER (27.5X47X1)	1	

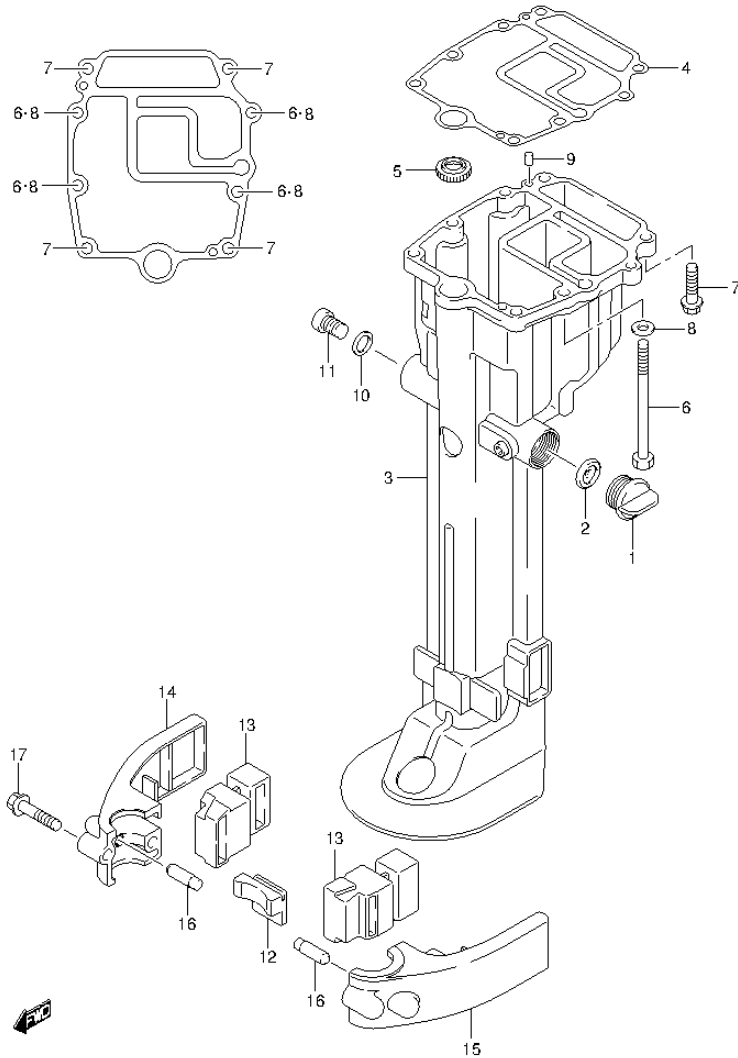
**FIG.57**

**FIG.57 (1-F-8) ENGINE HOLDER**

REF NO.	PART NO.	DESCRIPTION	Q'TY	REMARKS
1	51110-99J00	HOLDER, ENGINE	1	
2	51211-99J00	GASKET, ENGINE HOLDER	1	
3	09116-08151	BOLT (8X30)	2	
4	09202-06023	PIN (6X10)	2	
5	09282-12017	OIL SEAL (11X24X4.5)	1	
6	16515-99J00	HOSE, OIL	1	
7	09401-15404	CLIP	1	
8	54112-99J01	BOLT, UPR MOUNT (L:123)	2	
9	54113-99JL0	WASHER, UPR MOUNT BOLT	2	
10	54120-99JL0	MOUNT, UPR THRUST	1	
11	54122-99J00	SPACER, UPR MOUNT (10.2X16X15)	2	
12	54125-99J00	STOPPER, UPR REVERSE THRUST	2	
13	54126-99JL0	STOPPER, UPR THRUST	1	
14	54130-99J00	MOUNT, UPPER	2	
15	54148-99J00	COVER, UPR MOUNT	2	
16	09116-08137	BOLT (8X22)	4	
17	09140-10031	NUT	2	



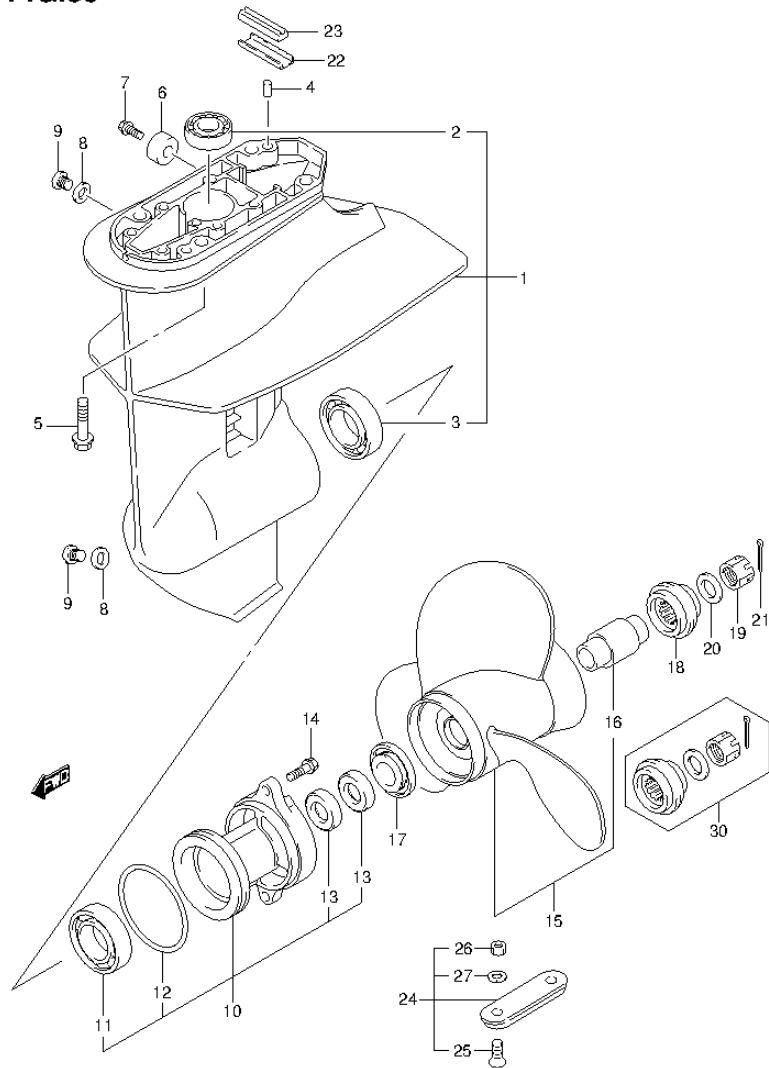
**FIG.58**



**FIG.58 (1-F-9) DRIVE SHAFT HOUSING**

REF NO.	PART NO.	DESCRIPTION	Q'TY	REMARKS
1	17913-93J00	PLUG, WATER	1	
2	17914-93JL0	GASKET, WATER PLUG	1	
3-1	52110-99J00-0EP	HOUSING, DRIVE SHAFT (S) (BLACK)	1	W/TRANSOM(S)
3-2	52110-99J10-0EP	HOUSING, DRIVE SHAFT (L) (BLACK)	1	W/TRANSOM(L)
4	52113-99J00	GASKET, DRIVE SHAFT HSG	1	
5	57135-99J00	GUIDE, DRIVE SHAFT	1	
6	09100-08312	BOLT (8X105)	4	
7	09116-08151	BOLT (8X30)	4	
8	09160-08082	WASHER (8.5X16X1.2)	4	
9	09202-06023	PIN (6X10)	2	
10	09168-12017	GASKET (12X17X1)	1	
11	09248-12009	PLUG (12X18.65)	1	
12	54151-99J00	MOUNT, LWR THRUST	1	
13	54167-99J00	MOUNT, LWR SIDE	2	
14	54211-99J00-0EP	COVER, LWR MOUNT STBD (BLACK)	1	
15	54221-99J00-0EP	COVER, LWR MOUNT PORT (BLACK)	1	
16	54213-93901	PIN, KNOCK	2	
17	09116-08154	BOLT (8X40)	2	

**FIG.59**

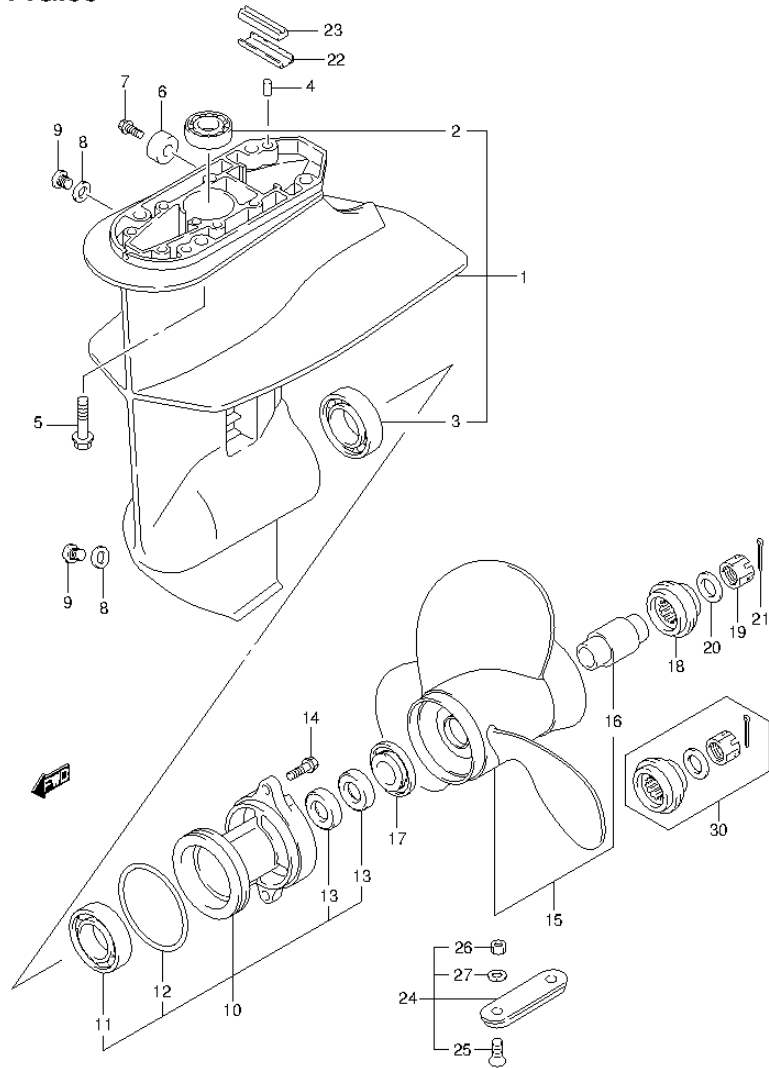


**FIG.59 (1-F-10) GEAR CASE**

REF NO.	PART NO.	DESCRIPTION	Q'TY	REMARKS
1	55100-99J40-0EP	CASE, GEAR (BLACK)	1	
2	09263-17L03	.BEARING (17X24X27.5)	1	
3	09262-25003	.BEARING (25X52X15)	1	
4	09202-06023	PIN (6X10)	2	
5	09116-08151	BOLT (8X30)	4	
6	55321-87J00	ANODE, PROTECTION	1	
7	09103-06281	BOLT (6X14)	1	
8	59178-97J00	GASKET, DRAIN PLUG	2	
9	09248-08001	PLUG (8X7.5)	2	
10	56120-99J40-0EP	HOUSING, PROPELLER SHAFT (BLACK)	1	
11	08110-60050	.BEARING	1	
12	09280-57002	.O RING (D:3.5,ID:65.2)	1	
13	09289-17L02	.OIL SEAL (17X30X6)	2	
14	09116-06227	BOLT (6X20)	2	
15-1	58100-93703-019	PROPELLER, 3X9-1/4X7 (M701) (BLACK)	1	
15-2	58100-94J00-019	PROPELLER, 3X9-1/4X9 (M901) (BLACK)	1	
15-3	58100-93733-019	PROPELLER, 3X9-1/4X10 (M1001) (BLACK)	1	
15-4	58100-93743-019	PROPELLER, 3X9-1/4X11 (M1101) (BLACK)	1	
15-5	58100-90L01-019	PROPELLER, 3X9-1/4X8 (M821) (BLACK)	1	
15-6	58100-90L11-019	PROPELLER, 3X9-1/4X9 (M911) (BLACK)	1	
15-7	58100-90L21-019	PROPELLER, 3X9-1/4X10 (M1011) (BLACK)	1	
16	58120-93701	.BUSH, PROPELLER	1	



**FIG.59**



**FIG.59 (1-F-11) GEAR CASE**

REF NO.	PART NO.	DESCRIPTION	Q'TY	REMARKS
17	57632-94J00	STOPPER, PROPELLER BUSH	1	
18	57633-93901	SPACER, PROPELLER NUT	1	
19	09141-12005	NUT	1	
20	09160-12066	WASHER (12.5X22X2.5)	1	
21	09204-02004	PIN	1	
22	55331-99J10	CORE, EXHAUST SEAL	1	
23	55332-99J10	RUBBER, EXHAUST SEAL	1	
24	55300-95500	ZINC ASSY, PROTECTION	1	OPT
25	09126-06006	.SCREW (6X20)	2	OPT
26	29141-93J00	.NUT	2	OPT
27	29162-93J00	.WASHER	2	OPT
28	17917-87L00	CONNECTOR, FLUSH WATER	1	OPT
29	55321-87J10	ANODE (MAGNESIUM)	1	NOT ILLUSTRATED OPT
30	57630-99J00	NUT KIT, PROPELLER	1	NOT ILLUSTRATED OPT

FIG.60

FIG.60 (1-F-12) SIDE COVER (DF8A P01)

REF NO.	PART NO.	DESCRIPTION	Q'TY	REMARKS
1	61810-99J01-0EP	COVER, SIDE STBD (BLACK)	1	
2	61155-94500	.TUBE, WATER INSP	1	
3	61820-99J00-0EP	COVER, SIDE PORT (BLACK)	1	
4	09136-06169	SCREW (6X35)	8	
5	61112-99JL0	RUBBER, SIDE COVER	1	
6	61134-99JL0	SEAL, SIDE COVER	1	
7	61157-99J00	HOSE, WATER INSPECTION	1	
8	09401-08413	CLIP	2	
9	09403-12316	CLAMP	1	
10	61851-93E10	PROTECTOR, SIDE COVER	2	
11	59139-94J00	SCREW, PROTECTOR	4	
12	61831-99J00-0EP	PANEL, INSTRUMENT (BLACK)	1	
13	09116-06230	BOLT (6X25)	2	
14	09169-06075	WASHER	2	
15	09320-09039	CUSHION	2	
16	09148-06017	NUT	2	
17	02142-06167	SCREW	2	
18	61412-99J00	HOOK, FRONT PANEL	1	
19	61643-99J00	SCREW, HOOK	2	
20	09160-05029	WASHER (5.5X12X0.8)	2	
21	61610-90L00	FASTENER	1	
22	61616-93EL0	PIN, LEVER	1	
23	61642-99J00	HOLDER, FASTENER LEVER	1	
24	09161-04012	WASHER (4.2X11X1)	1	
25	09385-04003	CLIP	1	
26	09116-06223	BOLT (6X12)	1	
27	08310-00067	NUT	1	
28	61124-99J00	GROMMET, CABLE (STBD)	1	
29	61151-99J00	CUSHION, SIDE COVER HOLDER	1	
30	61827-99J00	HOLDER, SIDE COVER	1	W/MANUAL STARTER
31	02142-06167	SCREW	1	W/MANUAL STARTER
32	61813-99J01	CUSION, SIDE COVER	1	
33	36617-93J10	BRACKET,HARNESS	1	

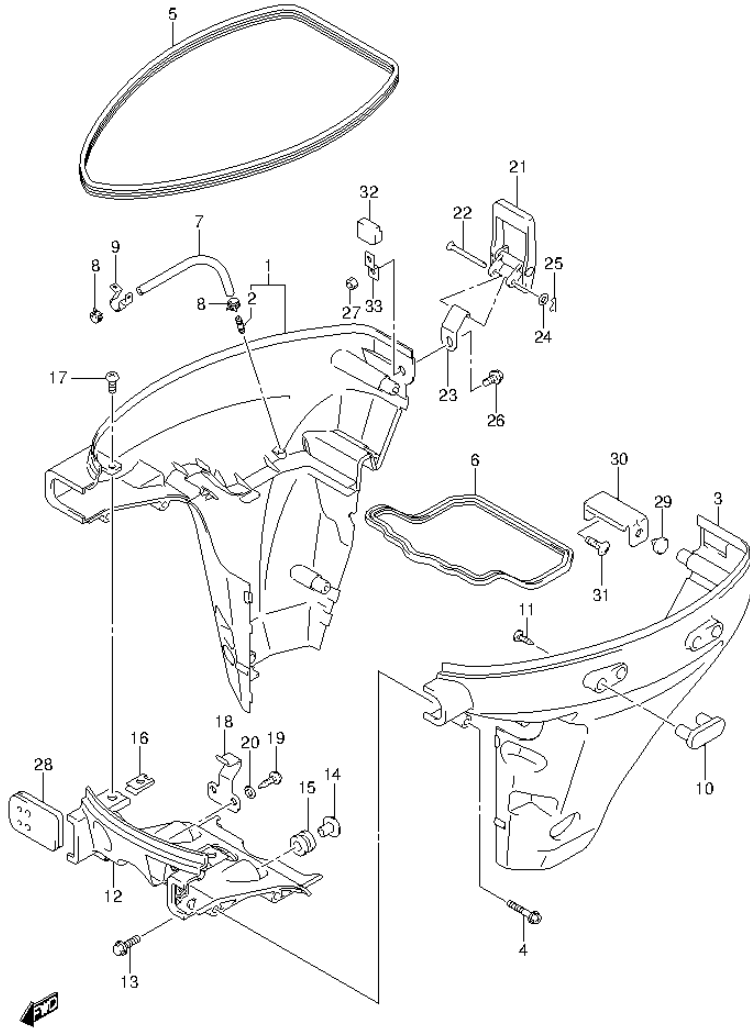


FIG.61

FIG.61 (1-F-13) SIDE COVER (DF8AR P01)

REF NO.	PART NO.	DESCRIPTION	Q'TY	REMARKS
1	61810-99J01-0EP	COVER, SIDE STBD (BLACK)	1	
2	61155-94500	.TUBE, WATER INSP	1	
3	61820-99J00-0EP	COVER, SIDE PORT (BLACK)	1	
4	09136-06169	SCREW (6X35)	8	
5	61112-99JL0	RUBBER, SIDE COVER	1	
6	61134-99JL0	SEAL, SIDE COVER	1	
7	61157-99J00	HOSE, WATER INSPECTION	1	
8	09401-08413	CLIP	2	
9	09403-12316	CLAMP	1	
10	61851-93E10	PROTECTOR, SIDE COVER	2	
11	59139-94J00	SCREW, PROTECTOR	4	
12	61831-99J00-0EP	PANEL, INSTRUMENT (BLACK)	1	
13	09116-06230	BOLT (6X25)	2	
14	09169-06075	WASHER	2	
15	09320-09039	CUSHION	2	
16	09148-06017	NUT	2	
17	02142-06167	SCREW	2	
18	61412-99J00	HOOK, FRONT PANEL	1	
19	61643-99J00	SCREW, HOOK	2	
20	09160-05029	WASHER (5.5X12X0.8)	2	
21	61610-90L00	FASTENER	1	
22	61616-93EL0	PIN, LEVER	1	
23	61642-99J00	HOLDER, FASTENER LEVER	1	
24	09161-04012	WASHER (4.2X11X1)	1	
25	09385-04003	CLIP	1	
26	09116-06223	BOLT (6X12)	1	
27	08310-00067	NUT	1	
28	61124-99J10	GROMMET, R/CON CABLE (STBD)	1	
29	61151-99J00	CUSHION, SIDE COVER HOLDER	1	
30	61813-99J01	CUSION, SIDE COVER	1	
31	36617-93J10	BRACKET,HARNESS	1	

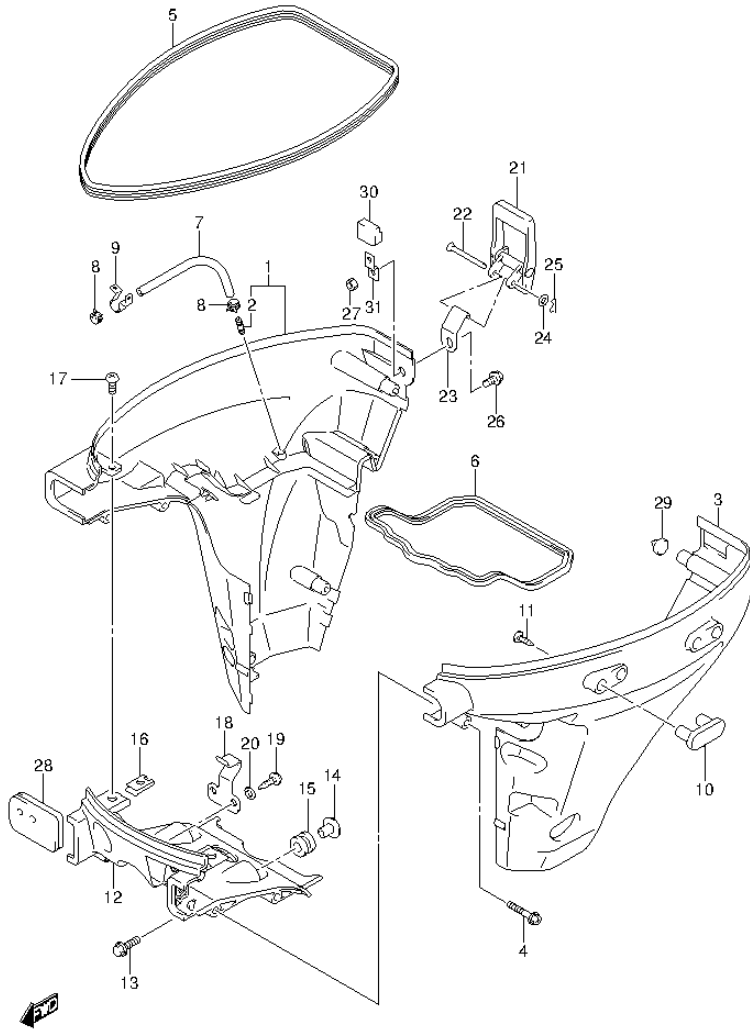


FIG.62

FIG.62 (1-F-14) SIDE COVER (DF9.9A P01)

REF NO.	PART NO.	DESCRIPTION	Q'TY	REMARKS
1	61810-99J01-0EP	COVER, SIDE STBD (BLACK)	1	
2	61155-94500	.TUBE, WATER INSP	1	
3	61820-99J00-0EP	COVER, SIDE PORT (BLACK)	1	
4	09136-06169	SCREW (6X35)	8	
5	61112-99JL0	RUBBER, SIDE COVER	1	
6	61134-99JL0	SEAL, SIDE COVER	1	
7	61157-99J00	HOSE, WATER INSPECTION	1	
8	09401-08413	CLIP	2	
9	09403-12316	CLAMP	1	
10	61851-93E10	PROTECTOR, SIDE COVER	2	
11	59139-94J00	SCREW, PROTECTOR	4	
12	61831-99J00-0EP	PANEL, INSTRUMENT (BLACK)	1	
13	09116-06230	BOLT (6X25)	2	
14	09169-06075	WASHER	2	
15	09320-09039	CUSHION	2	
16	09148-06017	NUT	2	
17	02142-06167	SCREW	2	
18	61412-99J00	HOOK, FRONT PANEL	1	
19	61643-99J00	SCREW, HOOK	2	
20	09160-05029	WASHER (5.5X12X0.8)	2	
21	61610-90L00	FASTENER	1	
22	61616-93EL0	PIN, LEVER	1	
23	61642-99J00	HOLDER, FASTENER LEVER	1	
24	09161-04012	WASHER (4.2X11X1)	1	
25	09385-04003	CLIP	1	
26	09116-06223	BOLT (6X12)	1	
27	08310-00067	NUT	1	
28	61124-99J00	GROMMET, CABLE (STBD)	1	
29	61151-99J00	CUSHION, SIDE COVER HOLDER	1	
30	61827-99J00	HOLDER, SIDE COVER	1	W/MANUAL STARTER
31	02142-06167	SCREW	1	W/MANUAL STARTER
32	61813-99J01	CUSHION, SIDE COVER	1	
33	36617-93J10	BRACKET, HARNESS	1	

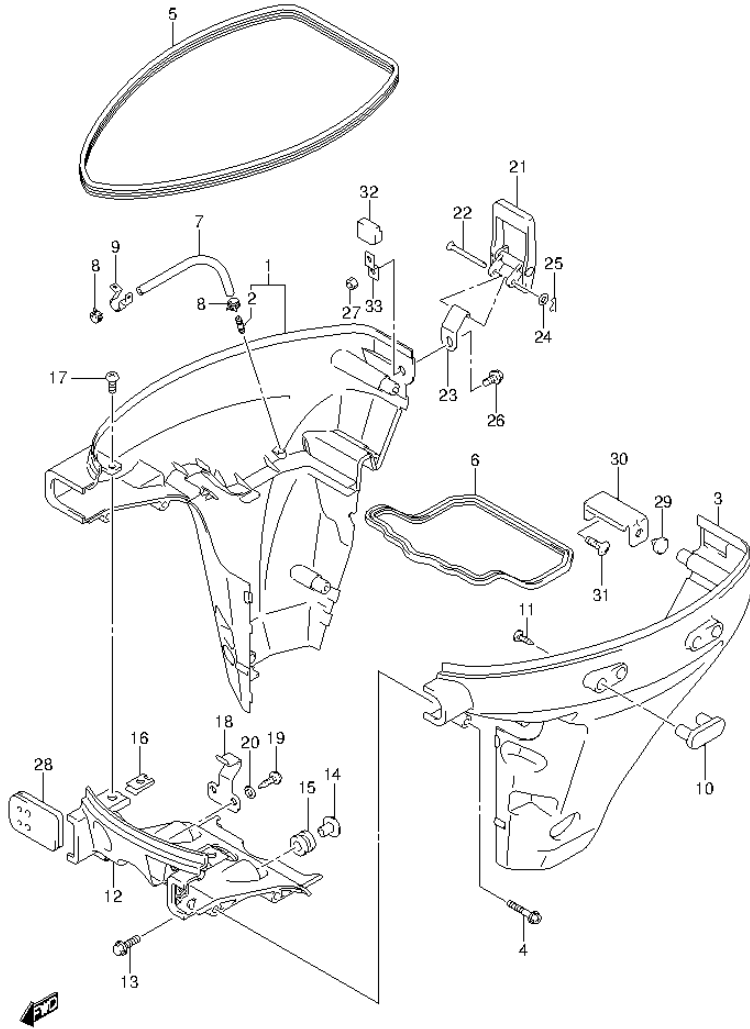
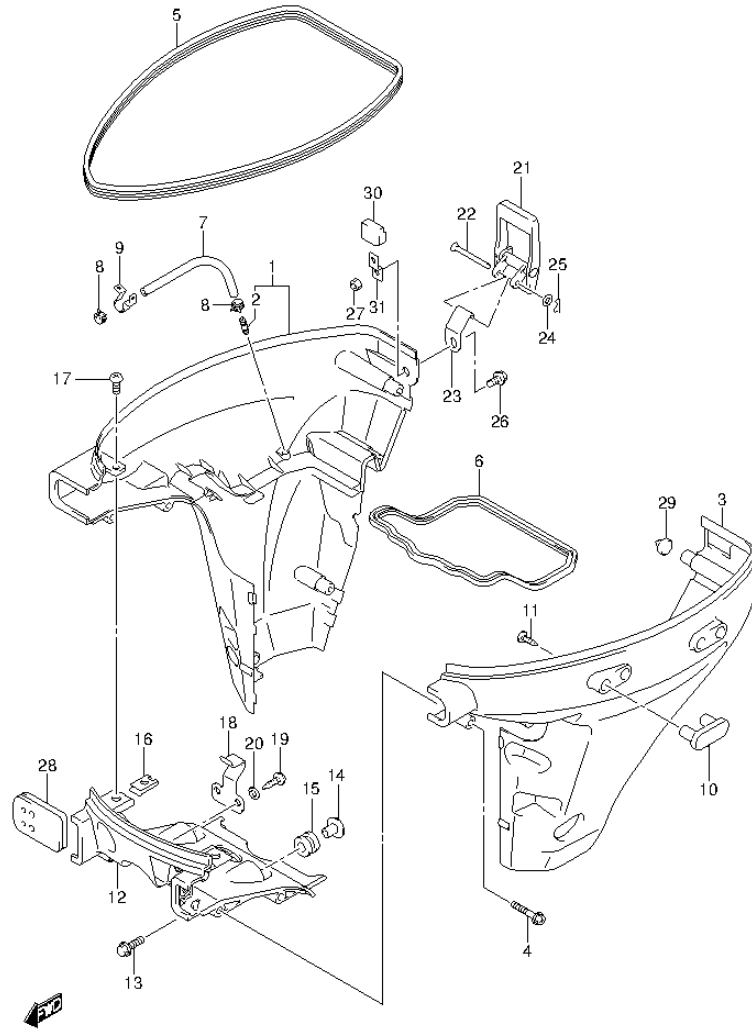


FIG.63

FIG.63 (1-F-15) SIDE COVER (DF9.9AR P01)



REF NO.	PART NO.	DESCRIPTION	Q'TY	REMARKS
1	61810-99J01-0EP	COVER, SIDE STBD (BLACK)	1	
2	61155-94500	.TUBE, WATER INSP	1	
3	61820-99J00-0EP	COVER, SIDE PORT (BLACK)	1	
4	09136-06169	SCREW (6X35)	8	
5	61112-99JL0	RUBBER, SIDE COVER	1	
6	61134-99JL0	SEAL, SIDE COVER	1	
7	61157-99J00	HOSE, WATER INSPECTION	1	
8	09401-08413	CLIP	2	
9	09403-12316	CLAMP	1	
10	61851-93E10	PROTECTOR, SIDE COVER	2	
11	59139-94J00	SCREW, PROTECTOR	4	
12	61831-99J00-0EP	PANEL, INSTRUMENT (BLACK)	1	
13	09116-06230	BOLT (6X25)	2	
14	09169-06075	WASHER	2	
15	09320-09039	CUSHION	2	
16	09148-06017	NUT	2	
17	02142-06167	SCREW	2	
18	61412-99J00	HOOK, FRONT PANEL	1	
19	61643-99J00	SCREW, HOOK	2	
20	09160-05029	WASHER (5.5X12X0.8)	2	
21	61610-90L00	FASTENER	1	
22	61616-93EL0	PIN, LEVER	1	
23	61642-99J00	HOLDER, FASTENER LEVER	1	
24	09161-04012	WASHER (4.2X11X1)	1	
25	09385-04003	CLIP	1	
26	09116-06223	BOLT (6X12)	1	
27	08310-00067	NUT	1	
28	61124-99J10	GROMMET, R/CON CABLE (STBD)	1	
29	61151-99J00	CUSHION, SIDE COVER HOLDER	1	
30	61813-99J01	CUSION, SIDE COVER	1	
31	36617-93J10	BRACKET,HARNESS	1	

FIG.64

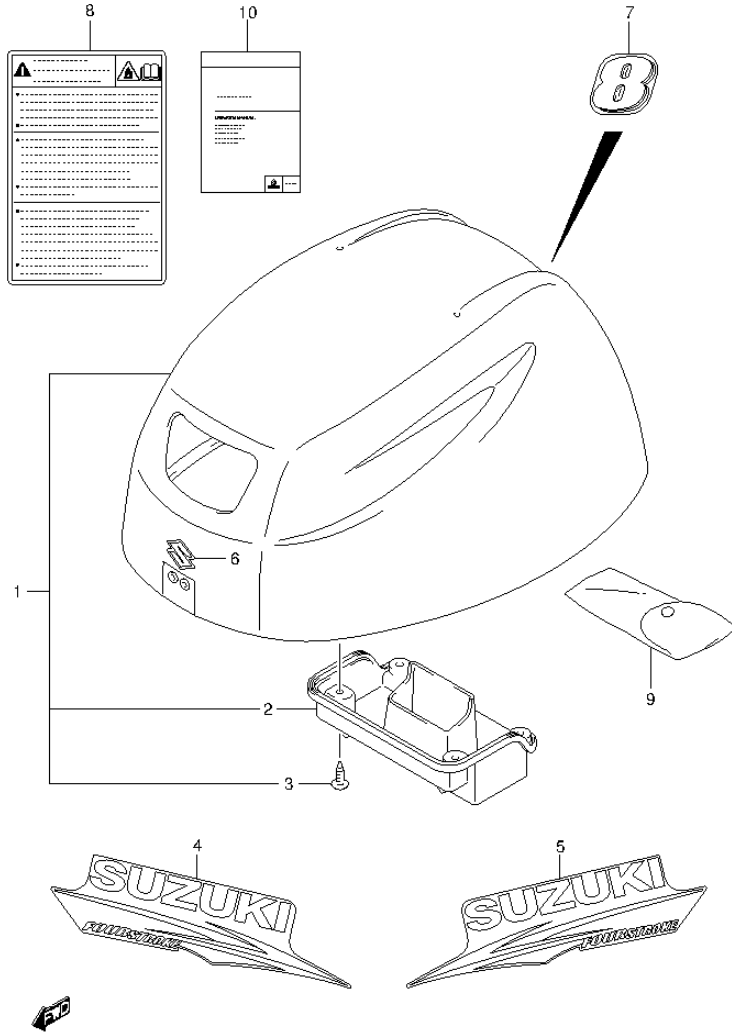


FIG.64 (1-G-2) ENGINE COVER (DF8A P01)

REF NO.	PART NO.	DESCRIPTION	Q'TY	REMARKS
1	61400-99J01-0EP	COVER ASSY, ENGINE (BLACK)	1	
2	61433-99J00	.COVER, AIR INTAKE INNER	1	
3	03542-05169	.SCREW	4	
4	61443-99J00	STRIPE, ENGINE COVER STBD	1	
5	61453-99J00	STRIPE, ENGINE COVER PORT	1	
6	68111-99J00	EMBLEM (S)	1	
7	61435-99J00	MARK, EMBLEM REAR (8)	1	
8	61458-89L00	LABEL, ENGINE COVER	1	
9	59800-99J01	TOOL ASSY	1	
10	99011-99J20-055	MANUAL, OWNER'S	1	

FIG.65

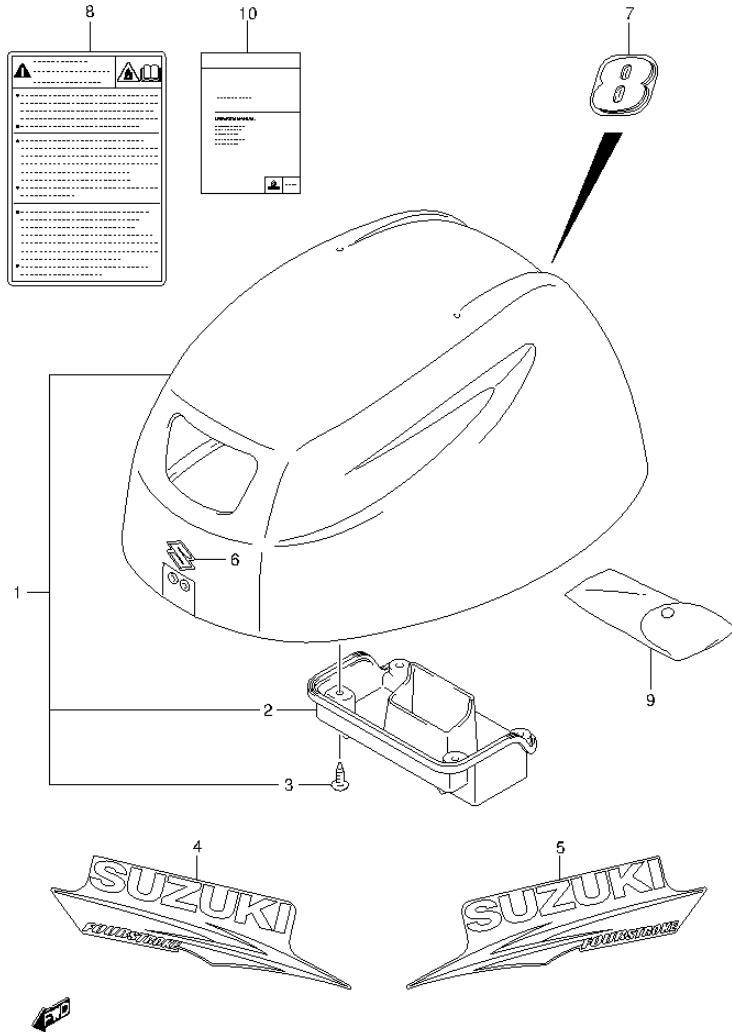


FIG.65 (1-G-3) ENGINE COVER (DF8AR P01)

REF NO.	PART NO.	DESCRIPTION	Q'TY	REMARKS
1	61400-99J01-0EP	COVER ASSY, ENGINE (BLACK)	1	
2	61433-99J00	.COVER, AIR INTAKE INNER	1	
3	03542-05169	.SCREW	4	
4	61443-99J00	STRIPE, ENGINE COVER STBD	1	
5	61453-99J00	STRIPE, ENGINE COVER PORT	1	
6	68111-99J00	EMBLEM (S)	1	
7	61435-99J00	MARK, EMBLEM REAR (8)	1	
8	61458-89L00	LABEL, ENGINE COVER	1	
9	59800-99J01	TOOL ASSY	1	
10	99011-99J20-055	MANUAL, OWNER'S	1	

FIG.66

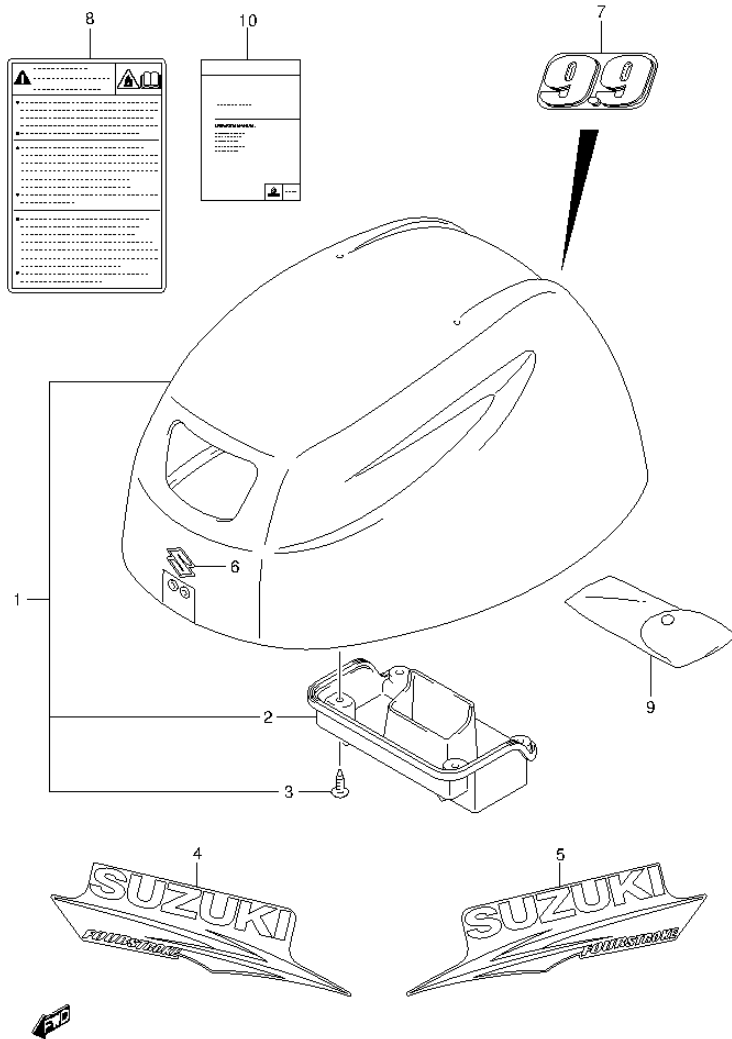


FIG.66 (1-G-4) ENGINE COVER (DF9.9A P01)

REF NO.	PART NO.	DESCRIPTION	Q'TY	REMARKS
1	61400-99J01-0EP	COVER ASSY, ENGINE (BLACK)	1	
2	61433-99J00	.COVER, AIR INTAKE INNER	1	
3	03542-05169	.SCREW	4	
4	61443-99J00	STRIPE, ENGINE COVER STBD	1	
5	61453-99J00	STRIPE, ENGINE COVER PORT	1	
6	68111-99J00	EMBLEM (S)	1	
7	61435-99J10	MARK, EMBLEM REAR (9.9)	1	
8	61458-89L00	LABEL, ENGINE COVER	1	
9	59800-99J01	TOOL ASSY	1	
10	99011-99J20-055	MANUAL, OWNER'S	1	



FIG.67

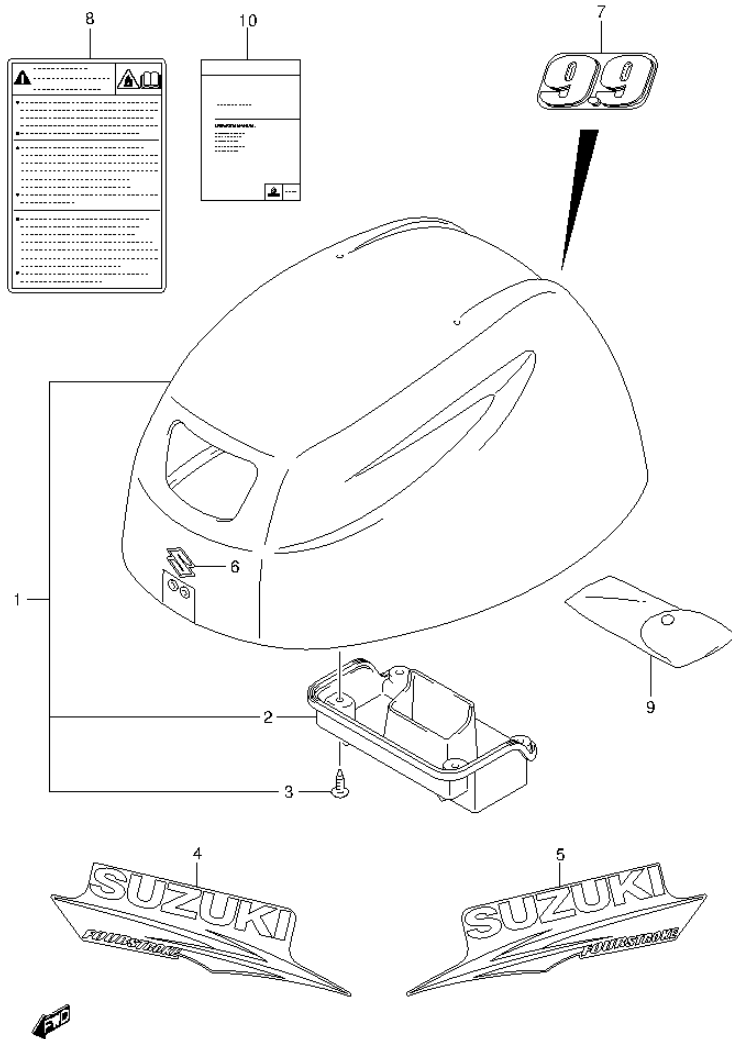


FIG.67 (1-G-5) ENGINE COVER (DF9.9AR P01)

REF NO.	PART NO.	DESCRIPTION	Q'TY	REMARKS
1	61400-99J01-0EP	COVER ASSY, ENGINE (BLACK)	1	
2	61433-99J00	.COVER, AIR INTAKE INNER	1	
3	03542-05169	.SCREW	4	
4	61443-99J00	STRIPE, ENGINE COVER STBD	1	
5	61453-99J00	STRIPE, ENGINE COVER PORT	1	
6	68111-99J00	EMBLEM (S)	1	
7	61435-99J10	MARK, EMBLEM REAR (9.9)	1	
8	61458-89L00	LABEL, ENGINE COVER	1	
9	59800-99J01	TOOL ASSY	1	
10	99011-99J20-055	MANUAL, OWNER'S	1	

FIG.68

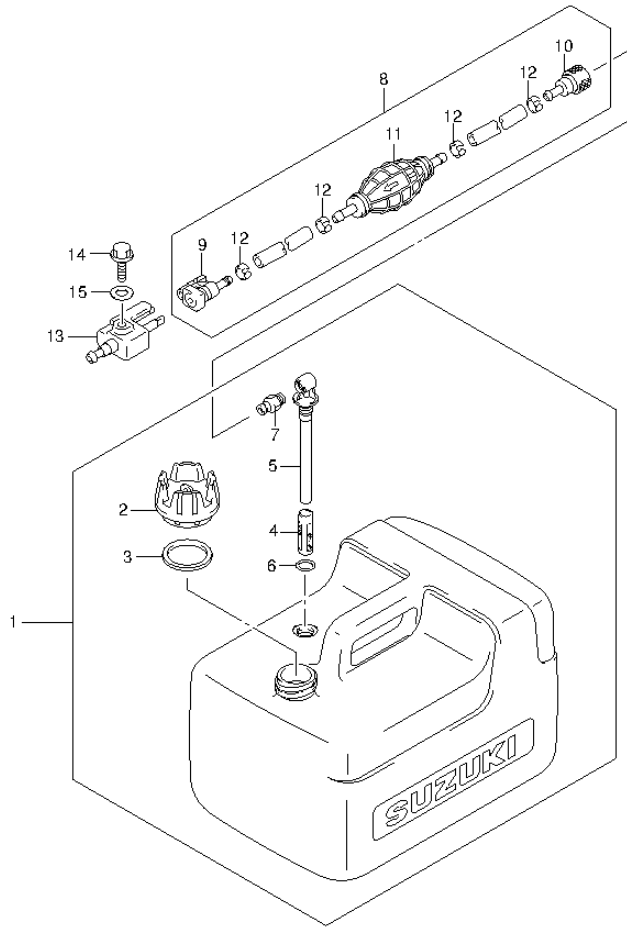


FIG.68 (1-G-6) FUEL TANK (RESIN 12L)

REF NO.	PART NO.	DESCRIPTION	Q'TY	REMARKS
1	65000-99100	TANK ASSY, FUEL (12L)	1	
2	65520-99100	.CAP ASSY, FUEL TANK	1	
3	65561-95D00	.GASKET, TANK CAP	1	
4	65831-95D00	.FILTER, OUTLET	1	
5	65890-99100	.OUTLET	1	
6	65892-95D00	.O RING	1	
7	65740-99100	.PLUG, FUEL CONNECTOR	1	
8	65700-99JL0	HOSE, FUEL	1	
9	65750-87J11	.SOCKET, FUEL HOSE	1	
10	65750-98505	.SOCKET, FUEL HOSE	1	
11	65770-99JL0	.PUMP, SQUEEZE	1	
12	65781-99JM0	.CLIP	4	
13	65720-986B0	PLUG, FUEL CONNECTOR	1	
14	09103-06237	BOLT (6X12.5)	1	
15	09160-06085	WASHER (6.5X15X1)	1	

FIG.69

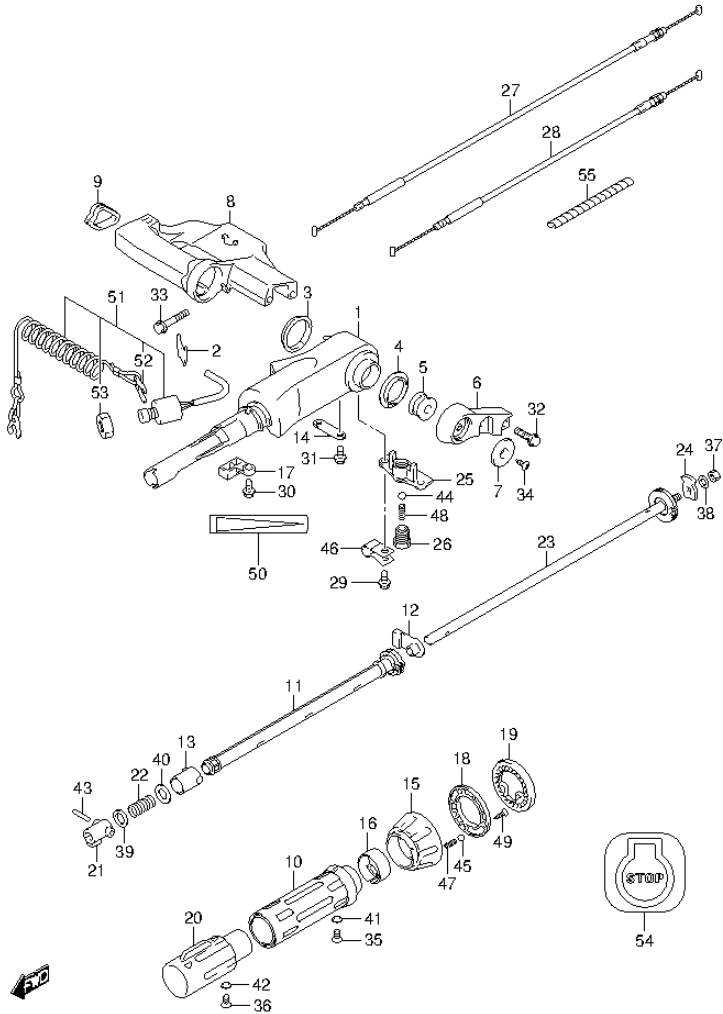


FIG.69 (1-G-7) TILLER HANDLE (DF8A P01)

REF NO.	PART NO.	DESCRIPTION	Q'TY	REMARKS
1	63111-99J11-0EP	HANDLE, TILLER (BLACK)	1	
2	63114-99J01	PLATE, WIRING INDICATOR	1	
3	63115-99J00	BUSH, TILLER HANDLE NO.2	1	
4	63115-99J10	BUSH, TILLER HANDLE NO.1	1	
5	63116-99J00	RUBBER, FRICTION	1	
6	63121-99J00-0EP	COVER, TILLER HANDLE (BLACK)	1	
7	63122-99J00	PROTECTOR, HANDLE COVER	1	
8	63131-99J01-0EP	BRACKET, TILLER HANDLE (BLACK)	1	
9	63133-89L00	GROMMET, TILLER HANDLE	1	
10	63210-99J00	GRIP, THROTTLE	1	
11	63221-99J00	ROD, THROTTLE	1	
12	63225-99J00	BUSH, SHIFT ROD	1	
13	63226-99J00	BUSH, THROTTLE / SHIFT ROD	1	
14	63228-99J00	HOLDER, HANDLE ROD	1	
15	63244-99J00	KNOB, ADJUSTER	1	
16	63245-99J00	BUSH, ADJUSTER	1	
17	63246-99J00	STOPPER, ADJUSTER	1	
18	63247-99J00	PLATE, ADJUSTER KNOB	1	
19	63248-99J00	PLATE, ADJUSTER NOTCH	1	
20	63340-99J00	GRIP, SHIFT	1	
21	63344-99J00	STOPPER, SHIFT ROD	1	
22	63345-99J00	SPRING, SHIFT GRIP	1	
23	63350-99J00	ROD, SHIFT	1	
24	63353-99JL0	PLATE, SHIFT NOTCH	1	
25	63354-99J00-0EP	HOLDER, SHIFT NOTCH (BLACK)	1	
26	63355-99J00	BOLT, SHIFT NOTCH SPRING	1	
27	63610-99J00	CABLE ASSY, THROTTLE	2	
28	63640-99J00	CABLE ASSY, SHIFT	2	
29	09116-06225	BOLT (6X15)	2	
30	09116-06225	BOLT (6X15)	1	
31	09116-06225	BOLT (6X15)	2	
32	09116-08122	BOLT (8X30)	2	
33	09116-08155	BOLT (8X45)	2	
34	09125-05042	SCREW (5X10)	1	

FIG.69

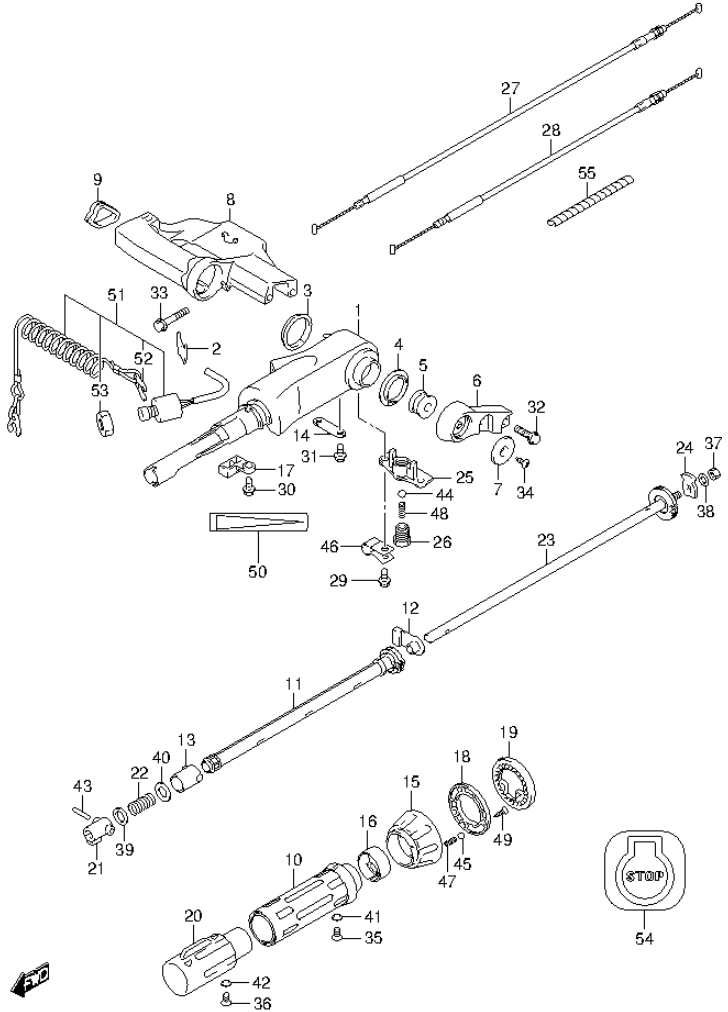


FIG.69 (1-G-8) TILLER HANDLE (DF8A P01)

REF NO.	PART NO.	DESCRIPTION	Q'TY	REMARKS
35	09126-06025	SCREW (6X14)	1	
36	09126-06025	SCREW (6X14)	1	
37	09140-08023-XC0	NUT	1	
38	09160-08082	WASHER (8.5X16X1.2)	1	
39	09160-10082	WASHER (10.5X19X2)	1	
40	09160-10114	WASHER (10.5X22X1.5)	1	
41	09163-06001	LOCK WASHER	1	
42	09163-06001	LOCK WASHER	1	
43	09202-04023	PIN (4X22)	1	
44	09260-10006	BALL	1	
45	09260-10006	BALL	1	
46	09403-13408	CLAMP	1	
47	09440-06037	SPRING	1	
48	09440-07079	SPRING	1	
49	03522-05169	SCREW	3	
50	63215-93110	MARK, HANDLE GRIP	1	
51	37830-99J10	SWITCH ASSY, EMERGENCY	1	
52	37823-97J00	.PLATE, LOCK	1	
53	37826-97J00	.NUT	1	
54	37835-95D00	LABEL, STOP	1	
55	33833-91J00	TUBE, SW LEAD	1	

FIG.70

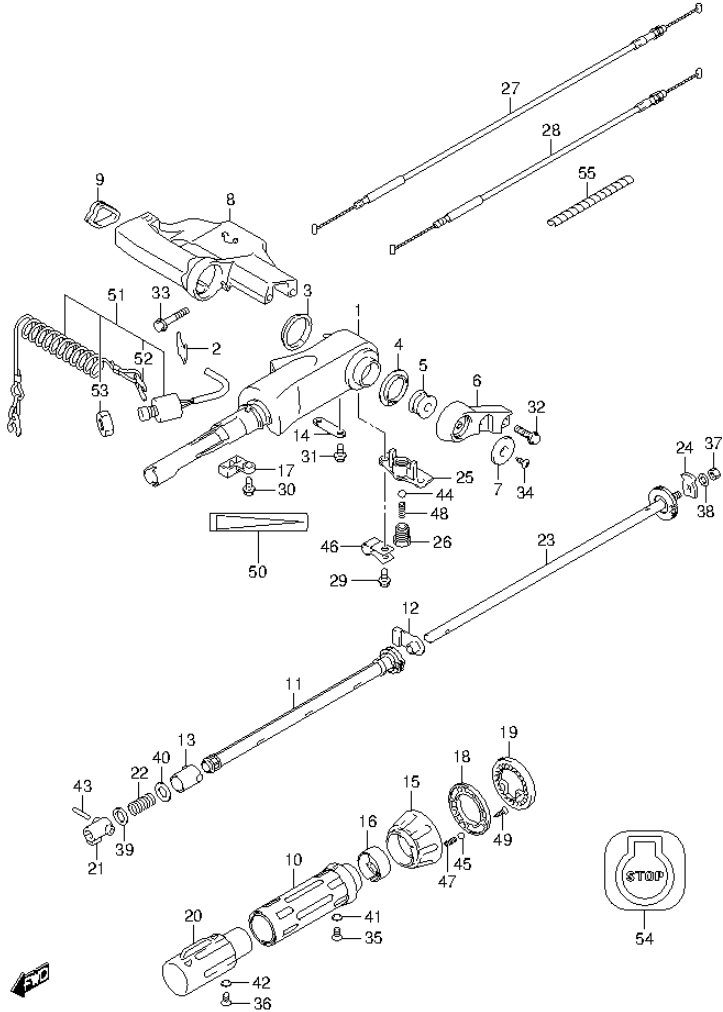


FIG.70 (1-G-9) TILLER HANDLE (DF9.9A P01)

REF NO.	PART NO.	DESCRIPTION	Q'TY	REMARKS
1	63111-99J11-0EP	HANDLE, TILLER (BLACK)	1	
2	63114-99J01	PLATE, WIRING INDICATOR	1	
3	63115-99J00	BUSH, TILLER HANDLE NO.2	1	
4	63115-99J10	BUSH, TILLER HANDLE NO.1	1	
5	63116-99J00	RUBBER, FRICTION	1	
6	63121-99J00-0EP	COVER, TILLER HANDLE (BLACK)	1	
7	63122-99J00	PROTECTOR, HANDLE COVER	1	
8	63131-99J01-0EP	BRACKET, TILLER HANDLE (BLACK)	1	
9	63133-89L00	GROMMET, TILLER HANDLE	1	
10	63210-99J00	GRIP, THROTTLE	1	
11	63221-99J00	ROD, THROTTLE	1	
12	63225-99J00	BUSH, SHIFT ROD	1	
13	63226-99J00	BUSH, THROTTLE / SHIFT ROD	1	
14	63228-99J00	HOLDER, HANDLE ROD	1	
15	63244-99J00	KNOB, ADJUSTER	1	
16	63245-99J00	BUSH, ADJUSTER	1	
17	63246-99J00	STOPPER, ADJUSTER	1	
18	63247-99J00	PLATE, ADJUSTER KNOB	1	
19	63248-99J00	PLATE, ADJUSTER NOTCH	1	
20	63340-99J00	GRIP, SHIFT	1	
21	63344-99J00	STOPPER, SHIFT ROD	1	
22	63345-99J00	SPRING, SHIFT GRIP	1	
23	63350-99J00	ROD, SHIFT	1	
24	63353-99JL0	PLATE, SHIFT NOTCH	1	
25	63354-99J00-0EP	HOLDER, SHIFT NOTCH (BLACK)	1	
26	63355-99J00	BOLT, SHIFT NOTCH SPRING	1	
27	63610-99J00	CABLE ASSY, THROTTLE	2	
28	63640-99J00	CABLE ASSY, SHIFT	2	
29	09116-06225	BOLT (6X15)	2	
30	09116-06225	BOLT (6X15)	1	
31	09116-06225	BOLT (6X15)	2	
32	09116-08122	BOLT (8X30)	2	
33	09116-08155	BOLT (8X45)	2	
34	09125-05042	SCREW (5X10)	1	

FIG.70

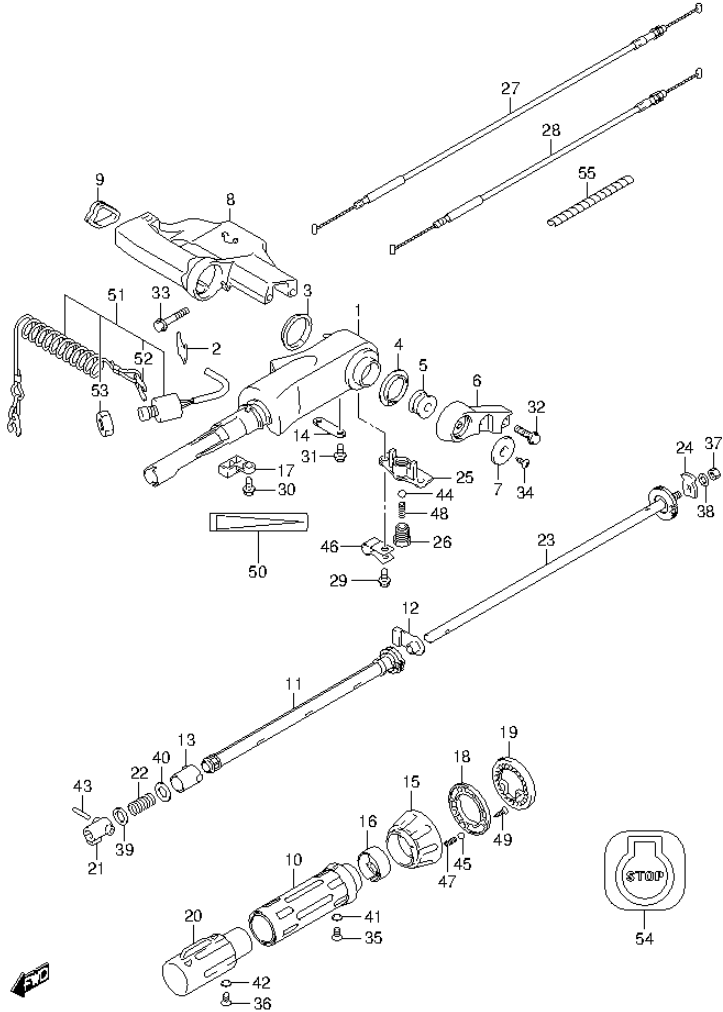


FIG.70 (1-G-10) TILLER HANDLE (DF9.9A P01)

REF NO.	PART NO.	DESCRIPTION	Q'TY	REMARKS
35	09126-06025	SCREW (6X14)	1	
36	09126-06025	SCREW (6X14)	1	
37	09140-08023-XC0	NUT	1	
38	09160-08082	WASHER (8.5X16X1.2)	1	
39	09160-10082	WASHER (10.5X19X2)	1	
40	09160-10114	WASHER (10.5X22X1.5)	1	
41	09163-06001	LOCK WASHER	1	
42	09163-06001	LOCK WASHER	1	
43	09202-04023	PIN (4X22)	1	
44	09260-10006	BALL	1	
45	09260-10006	BALL	1	
46	09403-13408	CLAMP	1	
47	09440-06037	SPRING	1	
48	09440-07079	SPRING	1	
49	03522-05169	SCREW	3	
50	63215-93110	MARK, HANDLE GRIP	1	
51	37830-99J10	SWITCH ASSY, EMERGENCY	1	
52	37823-97J00	.PLATE, LOCK	1	
53	37826-97J00	.NUT	1	
54	37835-95D00	LABEL, STOP	1	
55	33833-91J00	TUBE, SW LEAD	1	

FIG.71

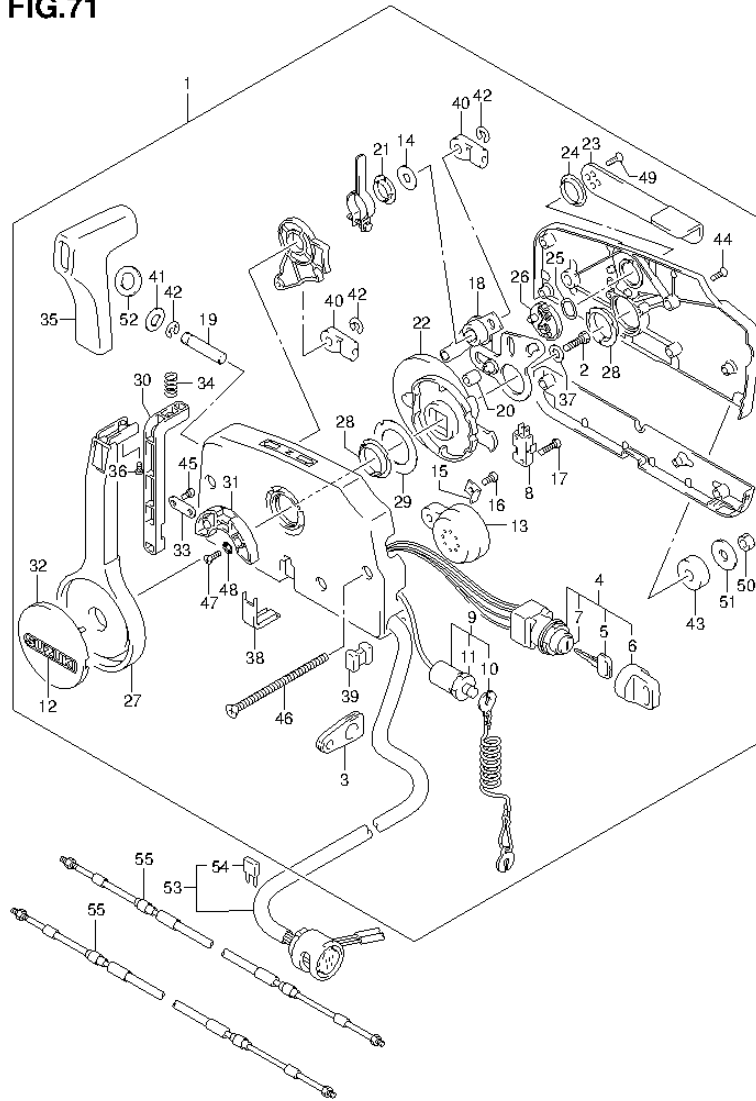


FIG.71 (1-G-11) REMOTE CONTROL (DF8AR P01)

REF NO.	PART NO.	DESCRIPTION	Q'TY	REMARKS
1	67200-94J15	REMOTE CONTROL ASSY	1	
2	09100-08232	.BOLT (8X30)	1	
3	36628-92E00	.GROMMET, WIRE HARNESS	1	
4	37110-94J01	.SWITCH ASSY, IGNITION	1	
5-1	37141-99E00	..KEY (931)	2	
5-2	37141-99E10	..KEY (932)	2	
5-3	37141-99E20	..KEY (933)	2	
5-4	37141-99E30	..KEY (934)	2	
5-5	37141-99E40	..KEY (935)	2	
5-6	37141-99E50	..KEY (936)	2	
5-7	37141-99E60	..KEY (937)	2	
5-8	37141-99E70	..KEY (938)	2	
5-9	37141-99E80	..KEY (939)	2	
5-10	37141-99E90	..KEY (940)	2	
5-11	37141-99EA0	..KEY (941)	2	
5-12	37141-99EB0	..KEY (942)	2	
6	37143-99E00	..CAP, KEY	2	
7	37149-93J00	..CAP, CYLINDER BODY	1	
8	37721-93J90	.SWITCH, NEUTRAL	1	
9	37820-93J03	.SWITCH ASSY, EMERGENCY	1	
10	37823-92E01	..PLATE	1	
11	37826-92E00	..NUT	1	
12	68165-16B00-13L	.EMBLEM, SUZUKI (SILVER)	1	
13	38500-93J00	.BUZZER	1	
14	67212-95600	.WASHER	1	
15	67213-92E00	.BRACKET, BUZZER	1	
16	09125-05042	.SCREW (5X10)	1	
17	67296-92E10	.SCREW, NEUTRAL SW	2	
18	67220-95630	.PLATE ASSY	1	
19	67223-99E10	.KNOB, BRAKE ADJ	1	
20	67229-95600	.ROLLER	1	
21	67232-95600	.BUSH	1	
22	67238-87D00	.GEAR, DRIVE	1	
23	67241-99E10	.LEVER, FREE THROTTLE	1	

FIG.71

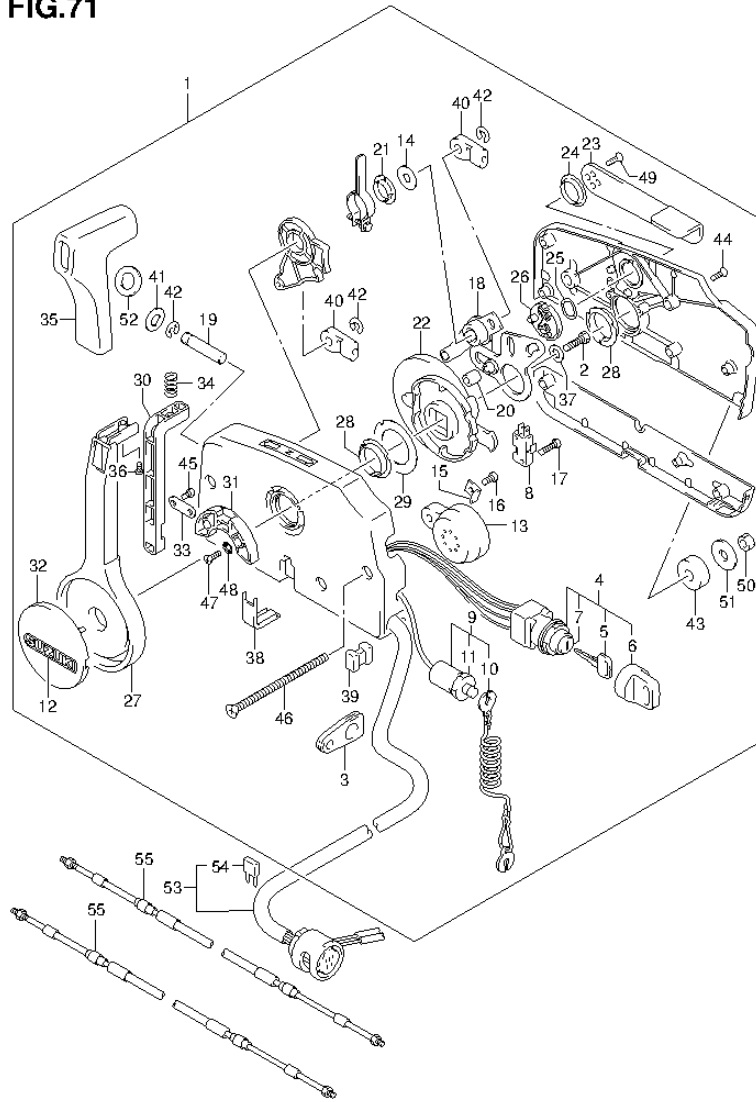


FIG.71 (1-G-12) REMOTE CONTROL (DF8AR P01)

REF NO.	PART NO.	DESCRIPTION	Q'TY	REMARKS
24	67243-95600	.BUSH	1	
25	67244-95600	.WASHER, WAVE	1	
26	67245-95600	.DRUM, FREE THROTTLE	1	
27	67251-99E10	.LEVER, HANDLE	1	
28	67252-95600	.BUSH	1	
29	67253-95600	.WASHER	1	
30	67255-99E00	.ARM, LOCK	1	
31	67256-95600	.HOLDER, NEUT LOCK	1	
32	67257-99E00	.CAP, LEVER	1	
33	67258-99E00	.BRACKET, LOCK ARM	1	
34	67259-87D00	.SPRING, NEUTRAL ARM	1	
35	67261-99E00	.GRIP	1	
36	67296-94310	.SCREW	1	
37	67264-95600	.WASHER	1	
38	67267-93J00	.COVER, WIRE	1	
39	67273-95600	.SPACER	1	
40	67275-95600	.END, CABLE	2	
41	67288-92E00	.WASHER, BRAKE ADJ KNOB	1	
42	67292-94300	.E RING	3	
43	67294-95600	.SPACER	3	
44	67296-90J00	.SCREW	5	
45	67296-94300	.SCREW	2	
46	67296-95600	.SCREW	3	
47	67296-95610	.SCREW	2	
48	67297-95600	.WASHER	2	
49	09126-05003	.SCREW (5X12)	2	
50	09140-06020	.NUT	3	
51	09160-06104	.WASHER (6.5X24X2)	3	
52	37859-90J00	.SPACER	1	



FIG.71

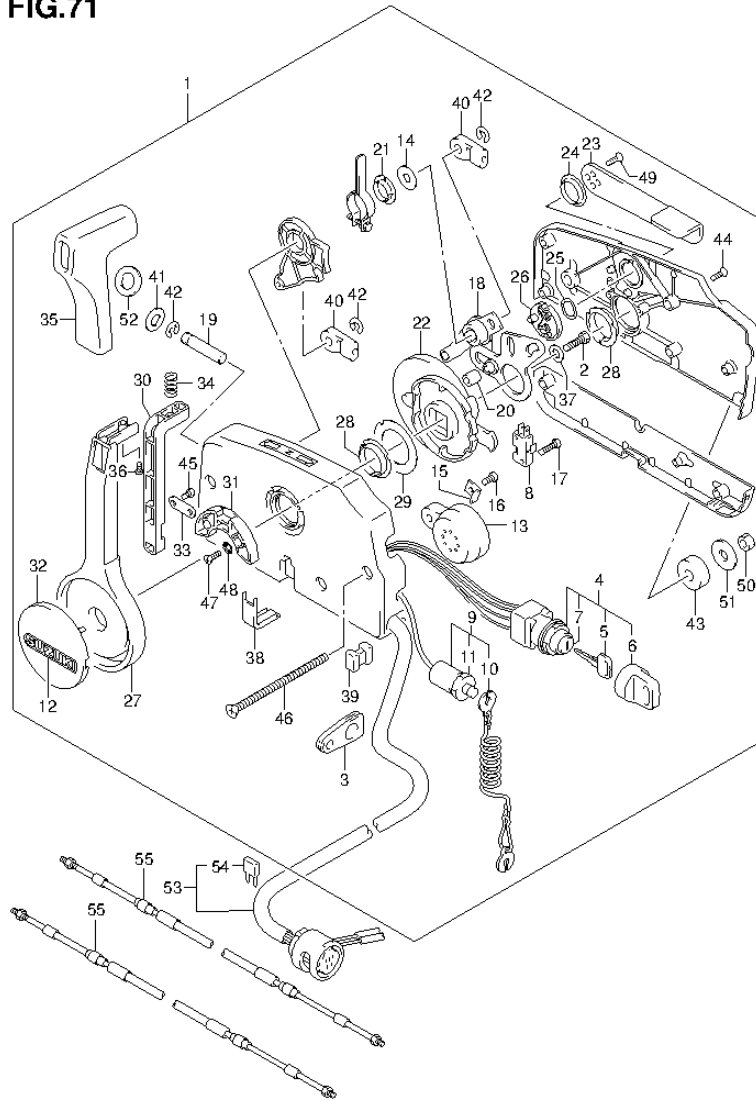


FIG.71 (1-G-13) REMOTE CONTROL (DF8AR P01)

REF NO.	PART NO.	DESCRIPTION	Q'TY	REMARKS
53	36620-94J01	WIRE ASSY, REMOTE CONTROL	1	
54	09481-10501	.FUSE (10A)	1	
55-1	67320-93J00	CABLE, REMOCON 8F (2.4M)	2	OPT
55-2	67320-93J10	CABLE, REMOCON 10F (3.1M)	2	OPT
55-3	67320-93J20	CABLE, REMOCON 12F (3.7M)	2	OPT
55-4	67320-93J30	CABLE, REMOCON 14F (4.2M)	2	OPT
55-5	67320-93J40	CABLE, REMOCON 16F (4.8M)	2	OPT
55-6	67320-93J50	CABLE, REMOCON 18F (5.4M)	2	OPT
55-7	67320-93J60	CABLE, REMOCON 20F (6.0M)	2	OPT
55-8	67320-93J70	CABLE, REMOCON 22F (6.7M)	2	OPT
55-9	67320-93J80	CABLE, REMOCON 24F (7.3M)	2	OPT

FIG.72

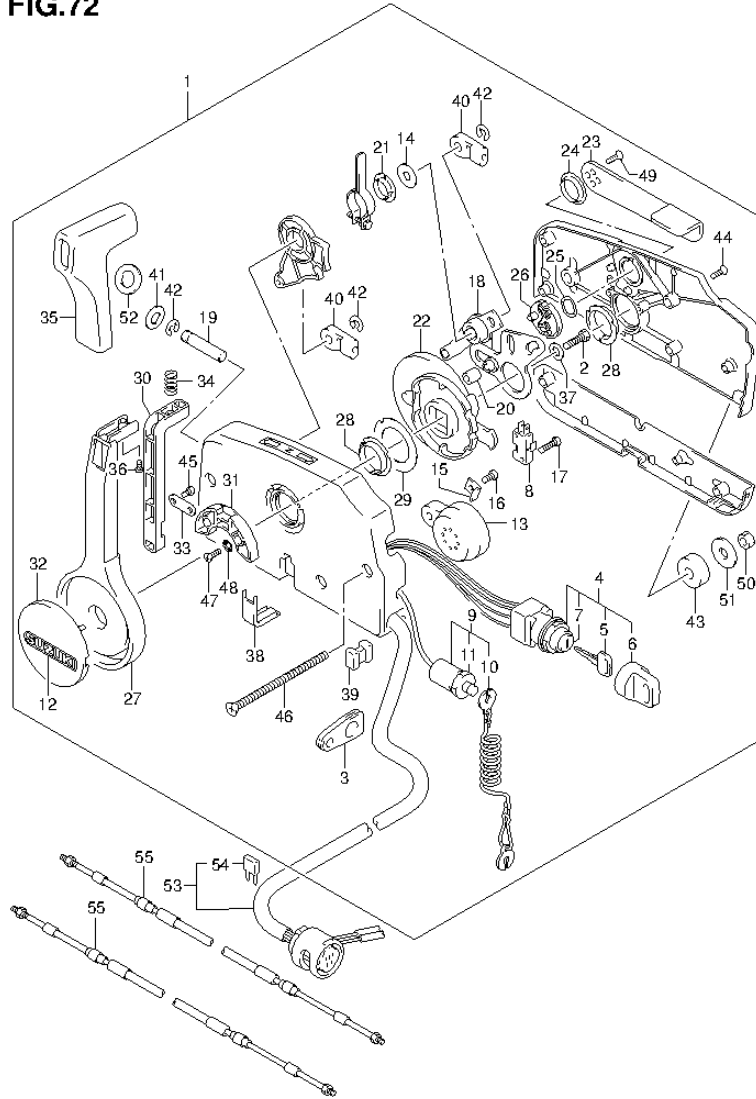


FIG.72 (1-G-14) REMOTE CONTROL (DF9.9AR P01)

REF NO.	PART NO.	DESCRIPTION	Q'TY	REMARKS
1	67200-94J15	REMOTE CONTROL ASSY	1	
2	09100-08232	.BOLT (8X30)	1	
3	36628-92E00	.GROMMET, WIRE HARNESS	1	
4	37110-94J01	.SWITCH ASSY, IGNITION	1	
5-1	37141-99E00	..KEY (931)	2	
5-2	37141-99E10	..KEY (932)	2	
5-3	37141-99E20	..KEY (933)	2	
5-4	37141-99E30	..KEY (934)	2	
5-5	37141-99E40	..KEY (935)	2	
5-6	37141-99E50	..KEY (936)	2	
5-7	37141-99E60	..KEY (937)	2	
5-8	37141-99E70	..KEY (938)	2	
5-9	37141-99E80	..KEY (939)	2	
5-10	37141-99E90	..KEY (940)	2	
5-11	37141-99EA0	..KEY (941)	2	
5-12	37141-99EB0	..KEY (942)	2	
6	37143-99E00	..CAP, KEY	2	
7	37149-93J00	..CAP, CYLINDER BODY	1	
8	37721-93J90	.SWITCH, NEUTRAL	1	
9	37820-93J03	.SWITCH ASSY, EMERGENCY	1	
10	37823-92E01	..PLATE	1	
11	37826-92E00	..NUT	1	
12	68165-16B00-13L	.EMBLEM, SUZUKI (SILVER)	1	
13	38500-93J00	.BUZZER	1	
14	67212-95600	.WASHER	1	
15	67213-92E00	.BRACKET, BUZZER	1	
16	09125-05042	.SCREW (5X10)	1	
17	67296-92E10	.SCREW, NEUTRAL SW	2	
18	67220-95630	.PLATE ASSY	1	
19	67223-99E10	.KNOB, BRAKE ADJ	1	
20	67229-95600	.ROLLER	1	
21	67232-95600	.BUSH	1	
22	67238-87D00	.GEAR, DRIVE	1	
23	67241-99E10	.LEVER, FREE THROTTLE	1	

FIG.72

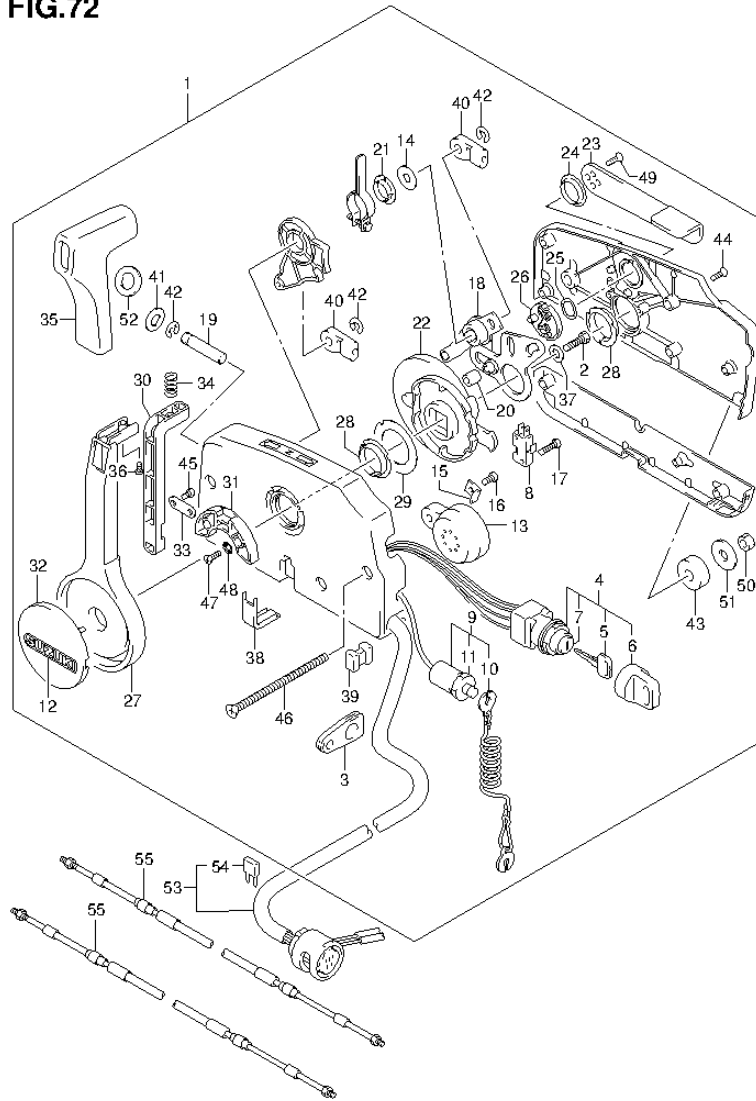


FIG.72 (1-G-15) REMOTE CONTROL (DF9.9AR P01)

REF NO.	PART NO.	DESCRIPTION	Q'TY	REMARKS
24	67243-95600	.BUSH	1	
25	67244-95600	.WASHER, WAVE	1	
26	67245-95600	.DRUM, FREE THROTTLE	1	
27	67251-99E10	.LEVER, HANDLE	1	
28	67252-95600	.BUSH	1	
29	67253-95600	.WASHER	1	
30	67255-99E00	.ARM, LOCK	1	
31	67256-95600	.HOLDER, NEUT LOCK	1	
32	67257-99E00	.CAP, LEVER	1	
33	67258-99E00	.BRACKET, LOCK ARM	1	
34	67259-87D00	.SPRING, NEUTRAL ARM	1	
35	67261-99E00	.GRIP	1	
36	67296-94310	.SCREW	1	
37	67264-95600	.WASHER	1	
38	67267-93J00	.COVER, WIRE	1	
39	67273-95600	.SPACER	1	
40	67275-95600	.END, CABLE	2	
41	67288-92E00	.WASHER, BRAKE ADJ KNOB	1	
42	67292-94300	.E RING	3	
43	67294-95600	.SPACER	3	
44	67296-90J00	.SCREW	5	
45	67296-94300	.SCREW	2	
46	67296-95600	.SCREW	3	
47	67296-95610	.SCREW	2	
48	67297-95600	.WASHER	2	
49	09126-05003	.SCREW (5X12)	2	
50	09140-06020	.NUT	3	
51	09160-06104	.WASHER (6.5X24X2)	3	
52	37859-90J00	.SPACER	1	

FIG.72

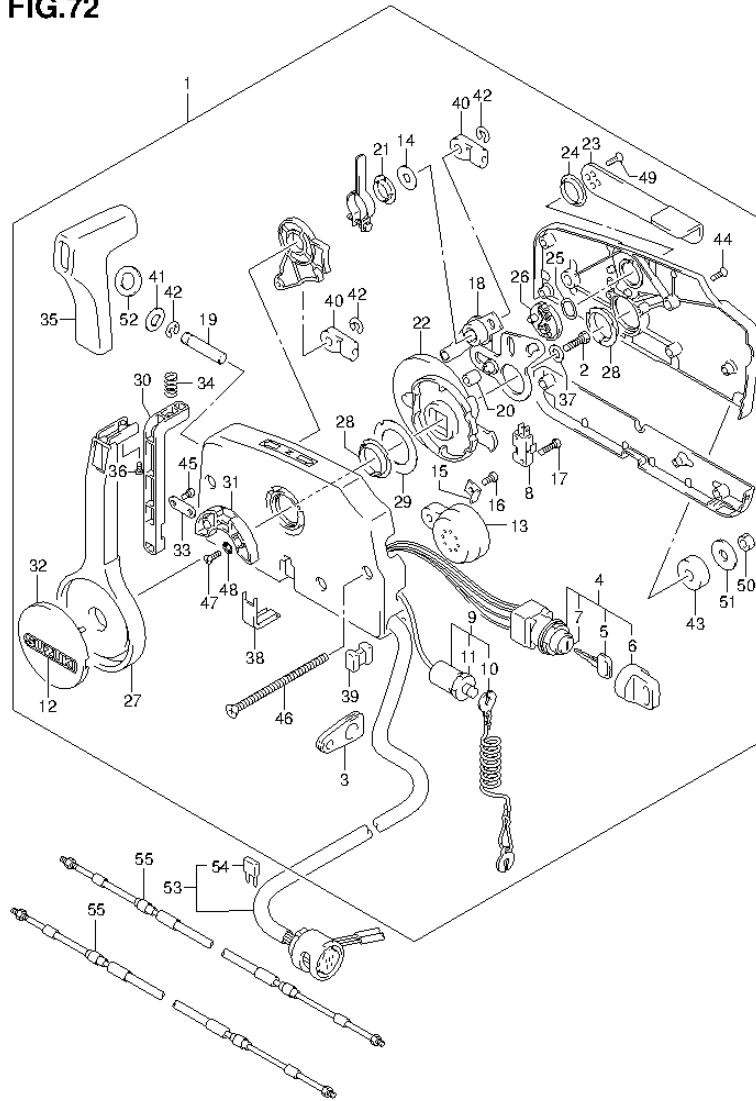
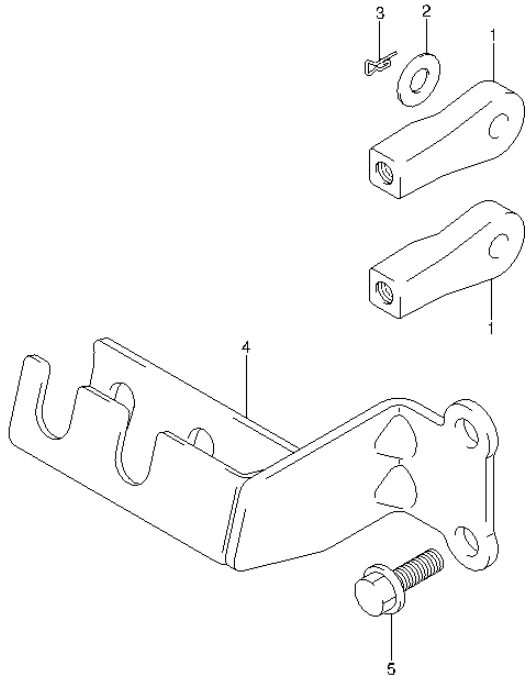


FIG.72 (1-H-2) REMOTE CONTROL (DF9.9AR P01)

REF NO.	PART NO.	DESCRIPTION	Q'TY	REMARKS
53	36620-94J01	WIRE ASSY, REMOTE CONTROL	1	
54	09481-10501	.FUSE (10A)	1	
55-1	67320-93J00	CABLE, REMOCON 8F (2.4M)	2	OPT
55-2	67320-93J10	CABLE, REMOCON 10F (3.1M)	2	OPT
55-3	67320-93J20	CABLE, REMOCON 12F (3.7M)	2	OPT
55-4	67320-93J30	CABLE, REMOCON 14F (4.2M)	2	OPT
55-5	67320-93J40	CABLE, REMOCON 16F (4.8M)	2	OPT
55-6	67320-93J50	CABLE, REMOCON 18F (5.4M)	2	OPT
55-7	67320-93J60	CABLE, REMOCON 20F (6.0M)	2	OPT
55-8	67320-93J70	CABLE, REMOCON 22F (6.7M)	2	OPT
55-9	67320-93J80	CABLE, REMOCON 24F (7.3M)	2	OPT

**FIG.73**

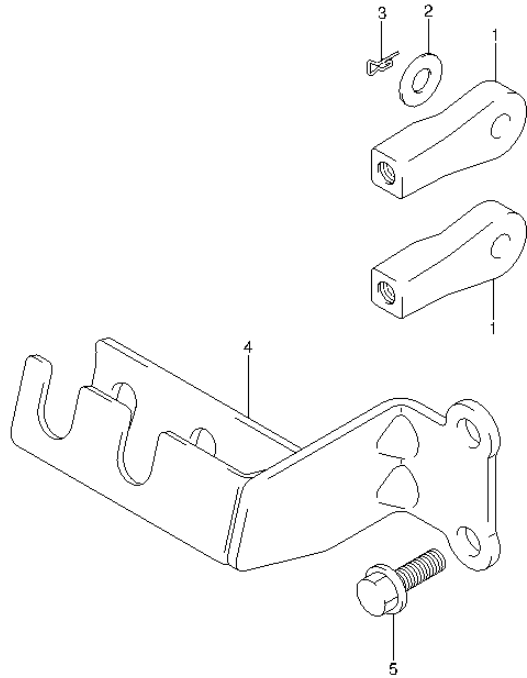


**FIG.73 (1-H-3) REMOCON CABLE HOLDER (DF8AR P01)**

REF NO.	PART NO.	DESCRIPTION	Q'TY	REMARKS
1	67467-89J01	CONNECTOR, R/CON CABLE	2	
2	09160-06055	WASHER (7X12X1)	2	
3	09385-06012	CLIP	2	
4	67340-99J00	HOLDER, REMOCON CABLE	1	
5	01550-06167	BOLT	2	



**FIG.74**

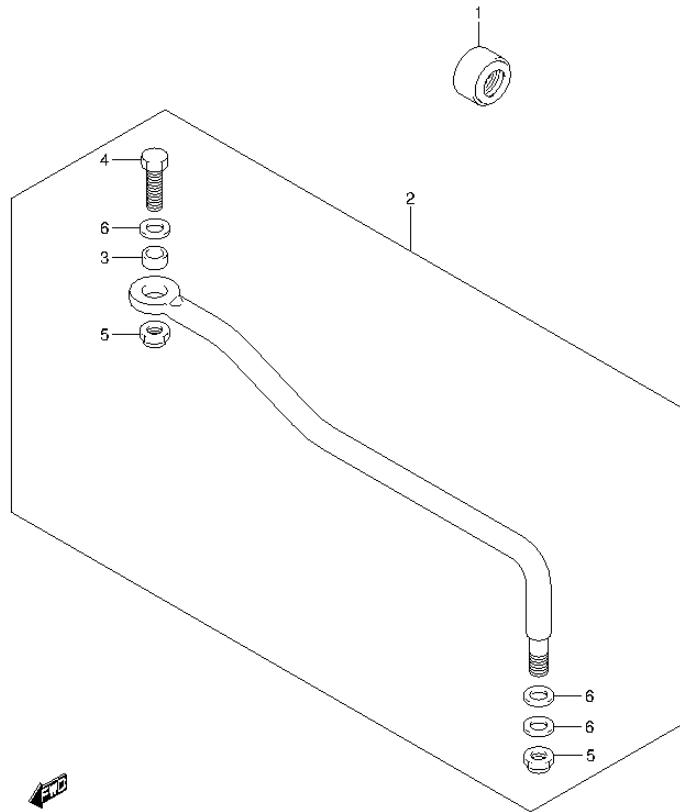


**FIG.74 (1-H-4) REMOCON CABLE HOLDER (DF9.9AR P01)**

REF NO.	PART NO.	DESCRIPTION	Q'TY	REMARKS
1	67467-89J01	CONNECTOR, R/CON CABLE	2	
2	09160-06055	WASHER (7X12X1)	2	
3	09385-06012	CLIP	2	
4	67340-99J00	HOLDER, REMOCON CABLE	1	
5	01550-06167	BOLT	2	



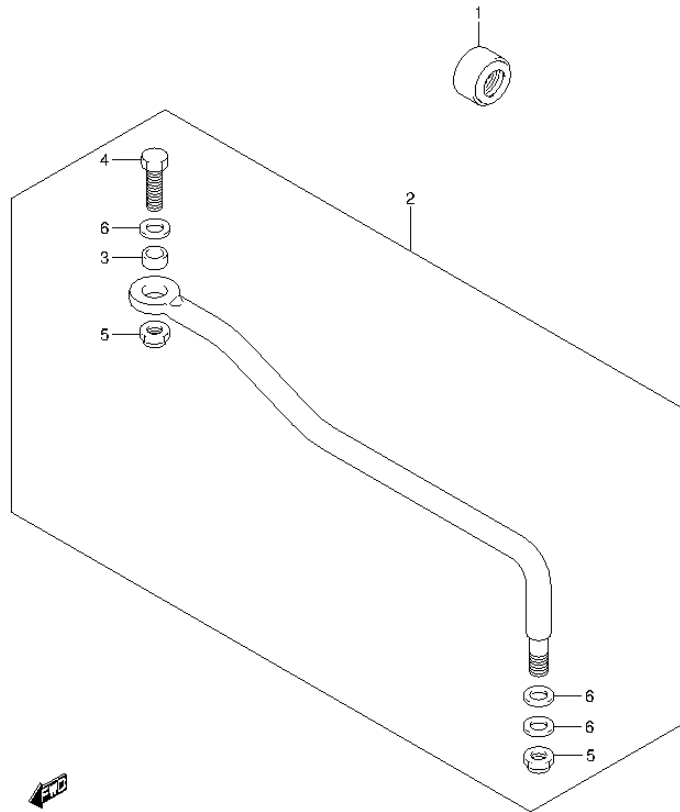
**FIG.75**



**FIG.75 (1-H-5) DRAG LINK (DF8AR P01)**

REF NO.	PART NO.	DESCRIPTION	Q'TY	REMARKS
1	41161-94400	SEAL, STEERING CABLE	1	
2	67701-99J00	LINK ASSY, DRAG	1	
3	67721-89J00	.SPACER	1	
4	67725-99J00	.BOLT	1	
5	67726-99E00	.NUT	2	
6	67728-99E00	.WASHER	3	

**FIG.76**



**FIG.76 (1-H-6) DRAG LINK (DF9.9AR P01)**

REF NO.	PART NO.	DESCRIPTION	Q'TY	REMARKS
1	41161-94400	SEAL, STEERING CABLE	1	
2	67701-99J00	LINK ASSY, DRAG	1	
3	67721-89J00	.SPACER	1	
4	67725-99J00	.BOLT	1	
5	67726-99E00	.NUT	2	
6	67728-99E00	.WASHER	3	



FIG.77

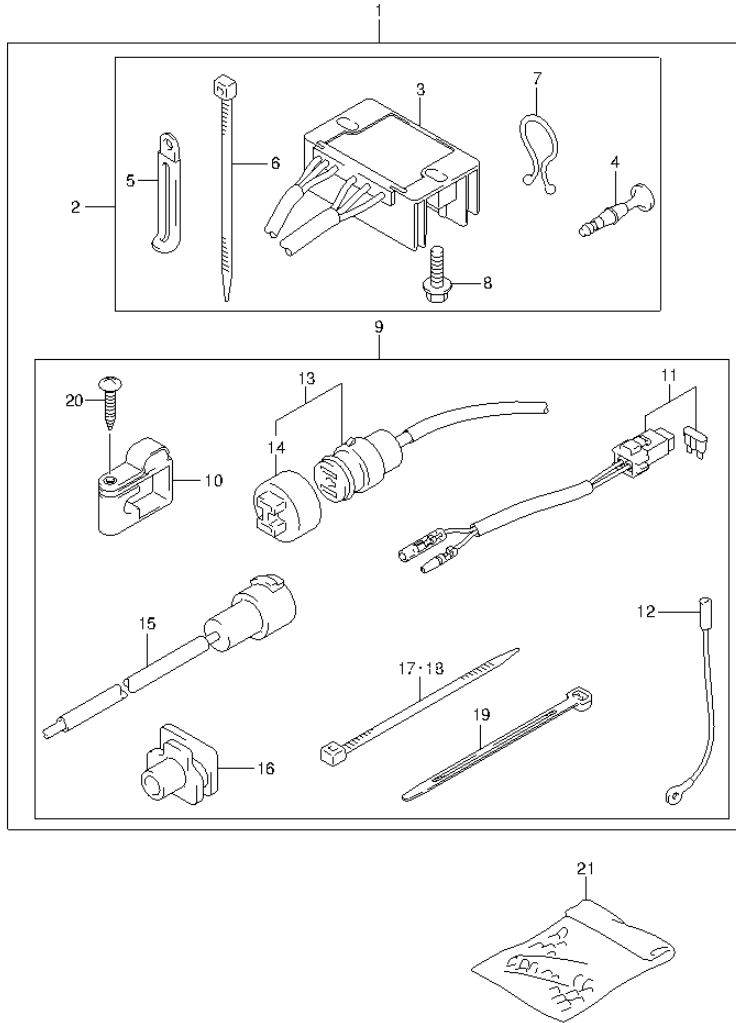


FIG.77 (1-H-7) OPT:ELECTRICAL (MANUAL STARTER) (DF8A P01)

REF NO.	PART NO.	DESCRIPTION	Q'TY	REMARKS
1	32000-99J00	KIT, BATTERY CHARGING	1	
2	32801-95J01	..RECTIFIER/REGULATOR SET	1	
3	32800-95J01	..RECTIFIER/REGULATOR ASSY	1	
4	36615-96300	..TERMINAL, RESIN	2	
5	29404-93J10	..CLAMP, RECT/RGLTR LEAD	1	
6	09407-10404	..CLAMP (L:100)	1	
7	09408-00024	..CLIP (ID:23)	1	
8	01550-06257	..BOLT	2	
9	39600-94J01	..RECEPTACLE SET	1	
10	33816-94J01	..CLAMP, CABLE	1	
11	36740-94J00	..CASE ASSY, FUSE	1	
12	37801-98300	..LEAD RECEPTACLE GROUND	1	
13	39601-95D00	..RECEPTACLE ASSY, LIGHTING	1	
14	36634-93910	...CAP	1	
15	39602-93900	..PLUG, RECEPTACLE	1	
16	39603-94400	..GROMMET.RECEPTACLE	1	
17	09407-10404	..CLAMP (L:100)	1	
18	09407-25402	..CLAMP (L:248)	1	
19	09407-14403	..CLAMP (L:125)	2	
20	03241-0625A	..SCREW	1	
21	36990-87D00	TERMINAL & SLEEVE SET	1	

FIG.78

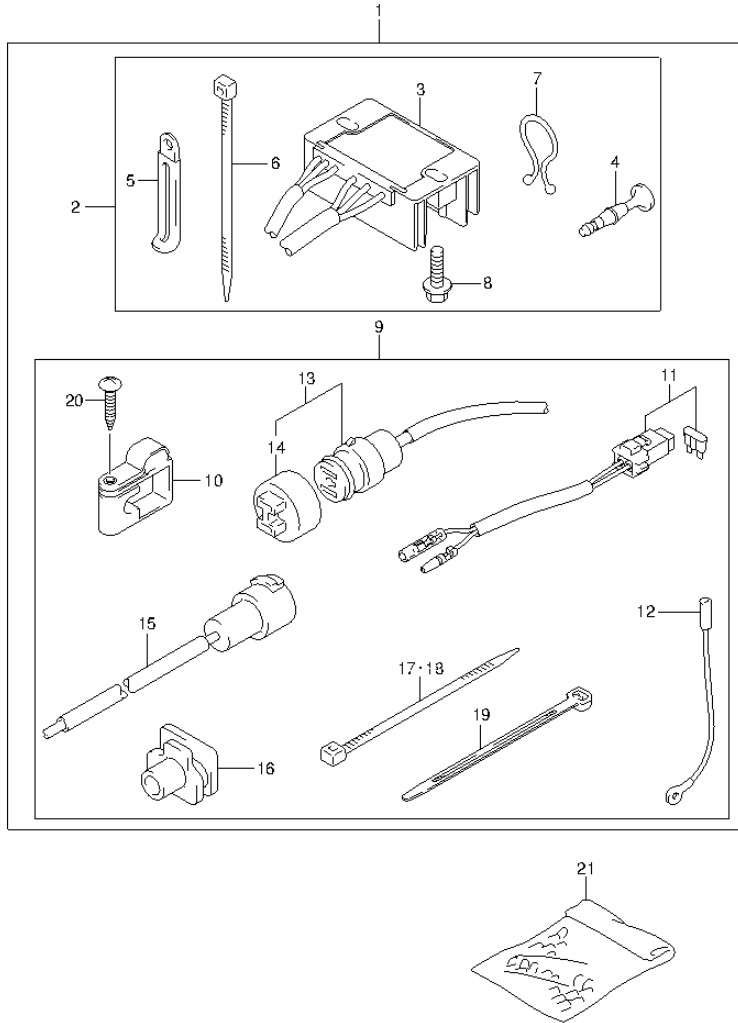


FIG.78 (1-H-8) OPT:ELECTRICAL (MANUAL STARTER) (DF9.9A P01)

REF NO.	PART NO.	DESCRIPTION	Q'TY	REMARKS
1	32000-99J00	KIT, BATTERY CHARGING	1	
2	32801-95J01	..RECTIFIER/REGULATOR SET	1	
3	32800-95J01	..RECTIFIER/REGULATOR ASSY	1	
4	36615-96300	..TERMINAL, RESIN	2	
5	29404-93J10	..CLAMP, RECT/RGLTR LEAD	1	
6	09407-10404	..CLAMP (L:100)	1	
7	09408-00024	..CLIP (ID:23)	1	
8	01550-06257	..BOLT	2	
9	39600-94J01	..RECEPTACLE SET	1	
10	33816-94J01	..CLAMP, CABLE	1	
11	36740-94J00	..CASE ASSY, FUSE	1	
12	37801-98300	..LEAD RECEPTACLE GROUND	1	
13	39601-95D00	..RECEPTACLE ASSY, LIGHTING	1	
14	36634-93910	...CAP	1	
15	39602-93900	..PLUG, RECEPTACLE	1	
16	39603-94400	..GROMMET.RECEPTACLE	1	
17	09407-10404	..CLAMP (L:100)	1	
18	09407-25402	..CLAMP (L:248)	1	
19	09407-14403	..CLAMP (L:125)	2	
20	03241-0625A	..SCREW	1	
21	36990-87D00	TERMINAL & SLEEVE SET	1	

FIG.79

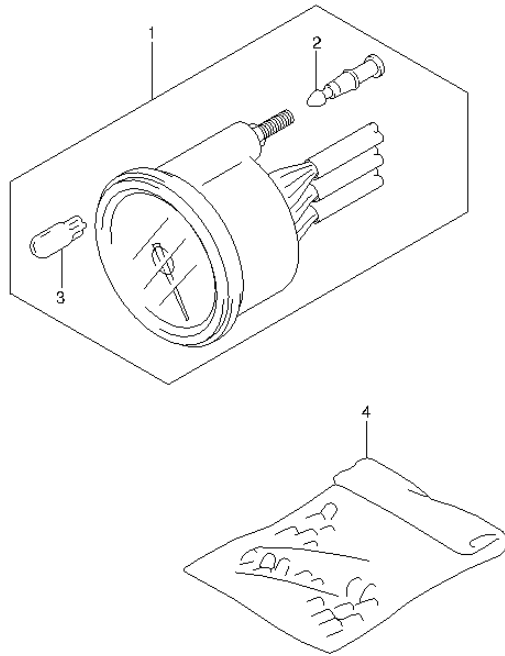


FIG.79 (1-H-9) OPT:METER (DF8AR P01)

REF NO.	PART NO.	DESCRIPTION	Q'TY	REMARKS
1-1	34200-93J20	TACHOMETER ASSY	1	BLACK
1-2	34200-93J31	TACHOMETER ASSY	1	WHITE
2	36615-96300	.TERMINAL, RESIN	4	
3	09471-12028	.BULB (12V,3.4W)	1	
4	36990-87D00	TERMINAL & SLEEVE SET	1	

FIG.80

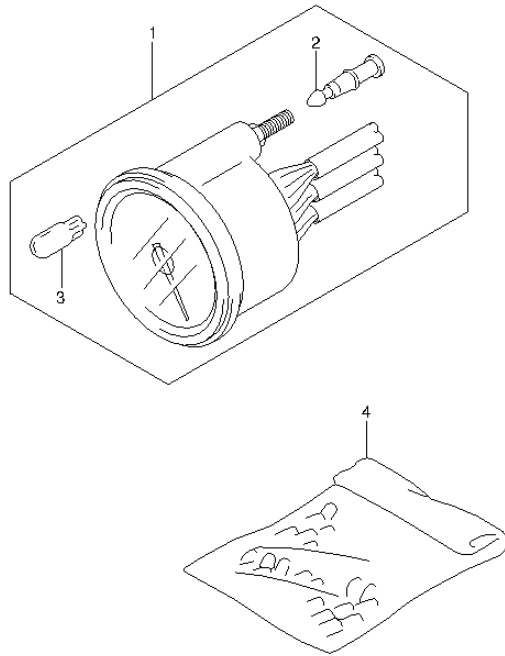


FIG.80 (1-H-10) OPT:METER (DF9.9AR P01)

REF NO.	PART NO.	DESCRIPTION	Q'TY	REMARKS
1-1	34200-93J20	TACHOMETER ASSY	1	BLACK
1-2	34200-93J31	TACHOMETER ASSY	1	WHITE
2	36615-96300	.TERMINAL, RESIN	4	
3	09471-12028	.BULB (12V,3.4W)	1	
4	36990-87D00	TERMINAL & SLEEVE SET	1	

FIG.81

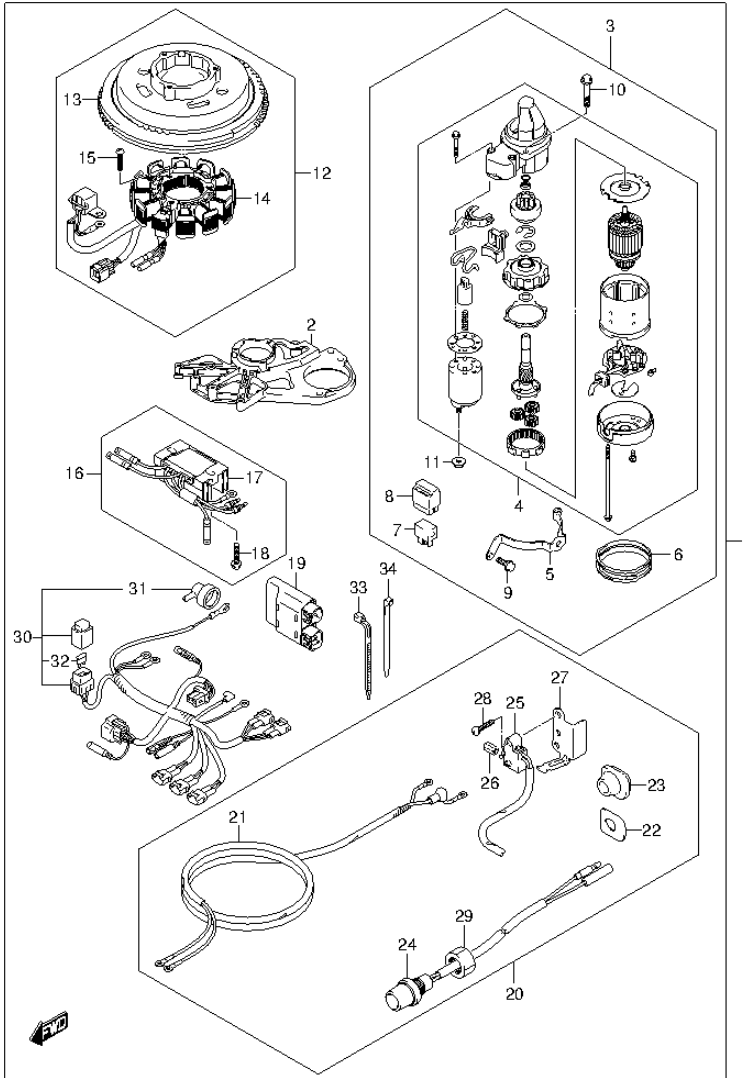


FIG.81 (1-H-11) OPT:STARTING MOTOR (MANUAL STARTER) (DF8A P01)

REF NO.	PART NO.	DESCRIPTION	Q'TY	REMARKS
1	31000-99J00	STARTER SET, ELECTRIC	1	
2	12625-99J00	..BASE, STATOR	1	
3	31101-99J00	..MOTOR SET, STARTING	1	
4	31100-94J21	..MOTOR ASSY, STARTING	1	
5	31912-99J00	..BAND	1	
6	31918-94J00	..DAMPER	1	
7	38860-76F01	..RELAY ASSY	1	
8	38915-90J00	..HOLDER	1	
9	01550-06167	..BOLT	2	
10	01550-08257	..BOLT	2	
11	08316-10087	..NUT	1	
12	32104-99J00	..MAGNETO SET	1	
13	32102-99J00	..FLYWHEEL, MAGNETO	1	
14	32120-99J00	..COIL, STATOR & PULSER	1	
15	09125-06035	..SCREW (6X25)	3	
16	32801-99J00	..RECTIFIER/REGULATOR SET	1	
17	32800-99J00	..RECTIFIER/REGULATOR ASSY	1	
18	01550-06257	..BOLT	2	
19	32900-99J00	..UNIT, CDI	1	
20	33800-99J00	..CABLE SET, STARTING	1	
21	33810-99J00	..CABLE, STARTER	1	
22	36655-99J00	..PLATE, CABLE GROMMET	1	
23	36656-99J20	..GROMMET, CABLE (PORT)	1	
24	37161-89E13	..SWITCH ASSY, STARTER	1	
25	37721-99J10	..SWITCH ASSY, NEUTRAL	1	
26	37724-99J00	..ROD, SWITCH PUSH	1	
27	37726-99J10	..BRACKET, NEUTRAL SW	1	
28	09137-04004	..SCREW (4X16)	2	
29	09159-14014	..NUT	1	
30	36610-99J00	..HARNESS ASSY, WIRING	1	
31	36618-43410	..CAP, OIL PRESSURE SWITCH	1	
32	09481-20501	..FUSE (20A)	1	
33	09407-14403	..CLAMP (L:125)	2	
34	09407-14407	..CLAMP (L:145)	4	

FIG.82

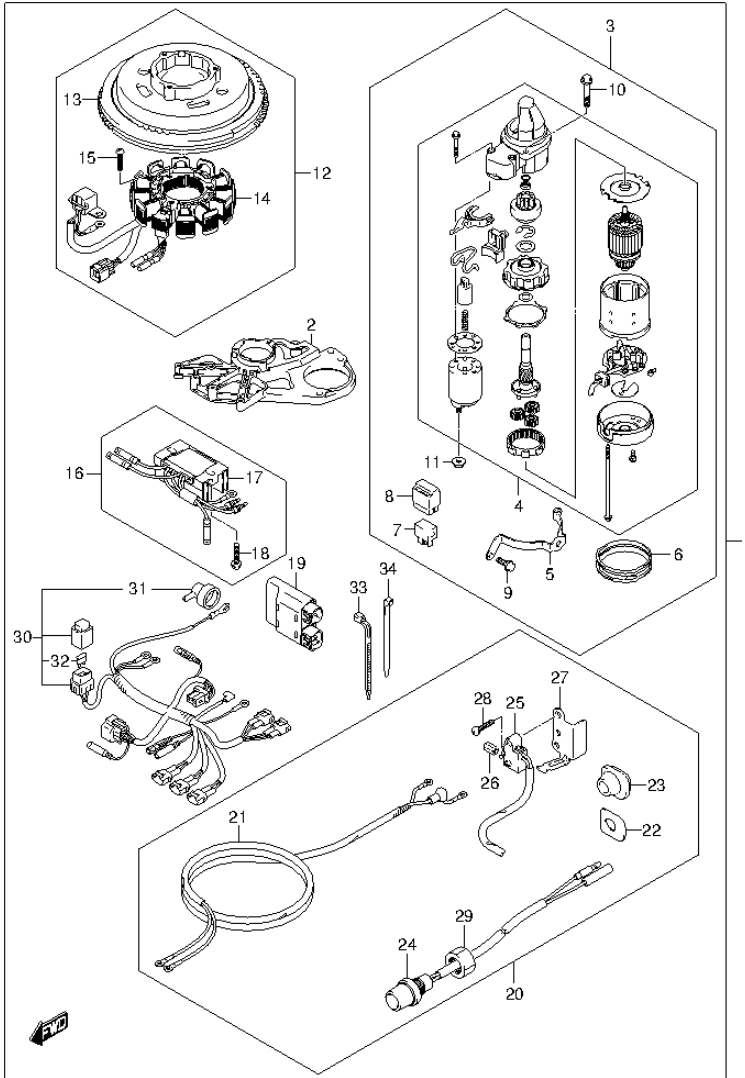


FIG.82 (1-H-12) OPT:STARTING MOTOR (MANUAL STARTER) (DF9.9A P01)

REF NO.	PART NO.	DESCRIPTION	Q'TY	REMARKS
1	31000-99J00	STARTER SET, ELECTRIC	1	
2	12625-99J00	..BASE, STATOR	1	
3	31101-99J00	..MOTOR SET, STARTING	1	
4	31100-94J21	..MOTOR ASSY, STARTING	1	
5	31912-99J00	..BAND	1	
6	31918-94J00	..DAMPER	1	
7	38860-76F01	..RELAY ASSY	1	
8	38915-90J00	..HOLDER	1	
9	01550-06167	..BOLT	2	
10	01550-08257	..BOLT	2	
11	08316-10087	..NUT	1	
12	32104-99J00	..MAGNETO SET	1	
13	32102-99J00	..FLYWHEEL, MAGNETO	1	
14	32120-99J00	..COIL, STATOR & PULSER	1	
15	09125-06035	..SCREW (6X25)	3	
16	32801-99J00	..RECTIFIER/REGULATOR SET	1	
17	32800-99J00	..RECTIFIER/REGULATOR ASSY	1	
18	01550-06257	..BOLT	2	
19	32900-99J00	..UNIT, CDI	1	
20	33800-99J00	..CABLE SET, STARTING	1	
21	33810-99J00	..CABLE, STARTER	1	
22	36655-99J00	..PLATE, CABLE GROMMET	1	
23	36656-99J20	..GROMMET, CABLE (PORT)	1	
24	37161-89E13	..SWITCH ASSY, STARTER	1	
25	37721-99J10	..SWITCH ASSY, NEUTRAL	1	
26	37724-99J00	..ROD, SWITCH PUSH	1	
27	37726-99J10	..BRACKET, NEUTRAL SW	1	
28	09137-04004	..SCREW (4X16)	2	
29	09159-14014	..NUT	1	
30	36610-99J00	..HARNESS ASSY, WIRING	1	
31	36618-43410	..CAP, OIL PRESSURE SWITCH	1	
32	09481-20501	..FUSE (20A)	1	
33	09407-14403	..CLAMP (L:125)	2	
34	09407-14407	..CLAMP (L:145)	4	

FIG.83

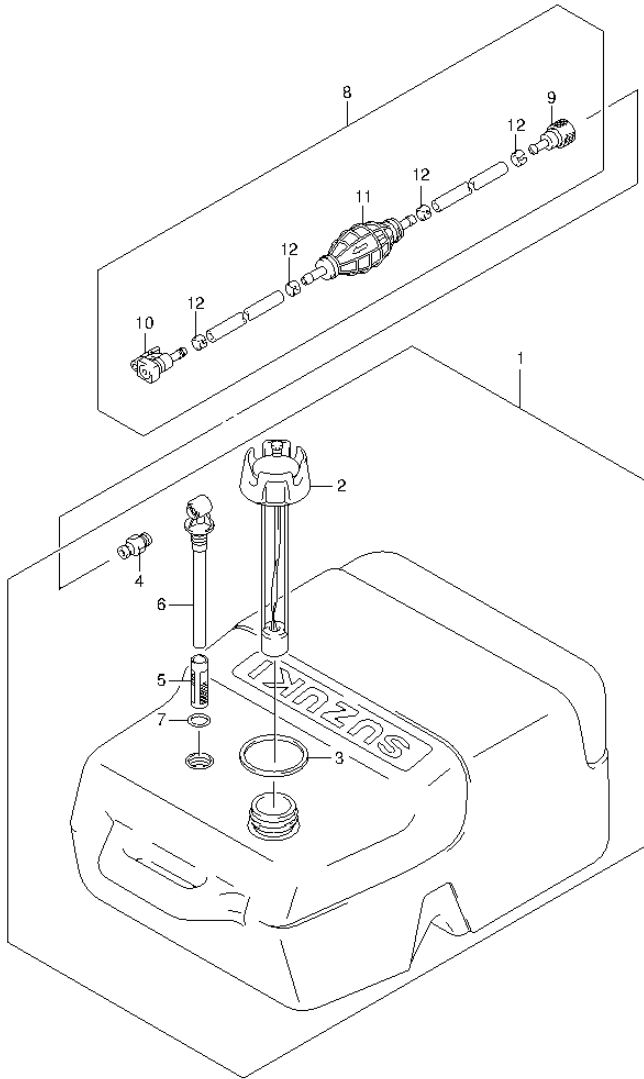


FIG.83 (1-H-13) OPT:FUEL TANK (RESIN 25L)

REF NO.	PART NO.	DESCRIPTION	Q'TY	REMARKS
1	65000-95D01	TANK ASSY, FUEL (25L)	1	
2	65520-95D00	.CAP, FUEL TANK	1	
3	65561-95D00	.GASKET, TANK CAP	1	
4	65740-95D01	.PLUG, FUEL CONNECTOR	1	
5	65831-95D00	.FILTER, OUTLET	1	
6	65890-95D00	.OUTLET ASSY	1	
7	65892-95D00	.O RING	1	
8	65700-87J14	HOSE, FUEL	1	
9	65750-87J11	.SOCKET, FUEL HOSE	1	
10	65750-95500	.SOCKET, FUEL HOSE	1	
11	65770-90J10	.PUMP, SQUEEZE	1	
12	65781-98500	.CLIP	4	

FIG.84

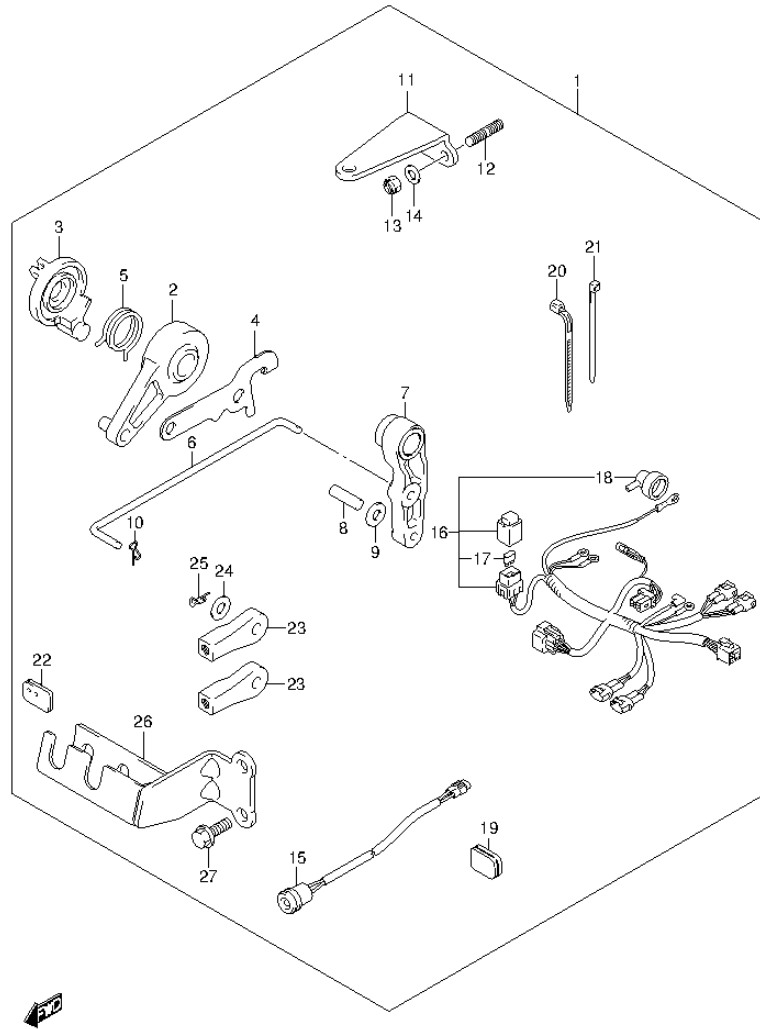


FIG.84 (1-H-14) OPT:REMOTE CONTROL PARTS (DF8A P01)

REF NO.	PART NO.	DESCRIPTION	Q'TY	REMARKS
1	67130-99J00	PARTS SET, REMOTE CONTROL	1	
2	19120-99J10	.DRUM, THROTTLE CONTROL	1	
3	19122-99J00	.LEVER, INTERLINK THROTTLE NO.2	1	
4	19184-99J10	.PLATE, THROTTLE LINK	1	
5	19185-99J00	.SPRING, THROTTLE LEVER	1	
6	21241-99J00	.LINK, CLUTCH LEVER	1	
7	23210-99J00	.LEVER, CLUTCH CONTROL	1	
8	09204-01002	.PIN	1	
9	09160-05029	.WASHER (5.5X12X0.8)	2	
10	09385-04003	.CLIP	1	
11	43755-99J00	.ATTACHMENT, STRG BRKT	1	
12	09108-08286	.STUD BOLT	2	
13	09159-08059	.NUT	2	
14	09160-08082	.WASHER (8.5X16X1.2)	2	
15	36360-99J10	.INDICATOR, OIL PRESSURE	1	
16	36610-99J20	.HARNES ASSY, WIRING	1	
17	09481-20501	.FUSE (20A)	1	
18	36618-43410	.CAP, OIL PRESSURE SWITCH	1	
19	36656-99J10	.GROMMET, CABLE (PORT)	1	
20	09407-14403	.CLAMP (L:125)	1	
21	09407-14407	.CLAMP (L:145)	1	
22	61124-99J10	.GROMMET, R/CON CABLE (STBD)	1	
23	67467-89J01	.CONNECTOR, R/CON CABLE	2	
24	09160-06055	.WASHER (7X12X1)	2	
25	09385-06012	.CLIP	2	
26	67340-99J00	.HOLDER, REMOCON CABLE	1	
27	01550-06167	.BOLT	2	



FIG.85

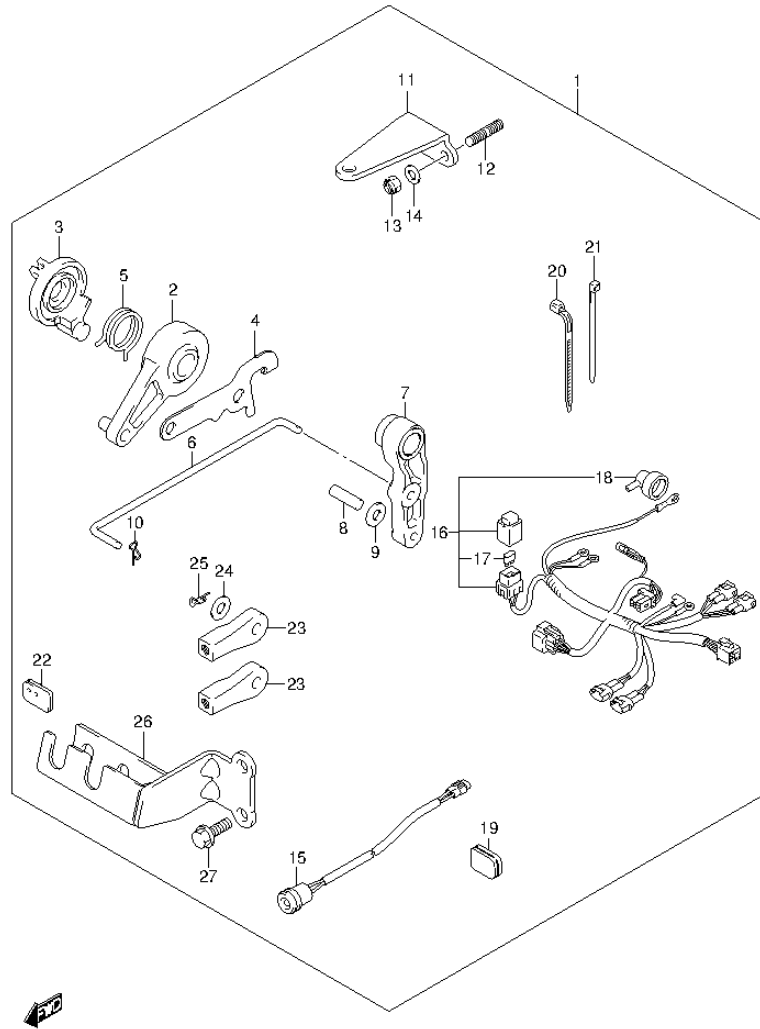
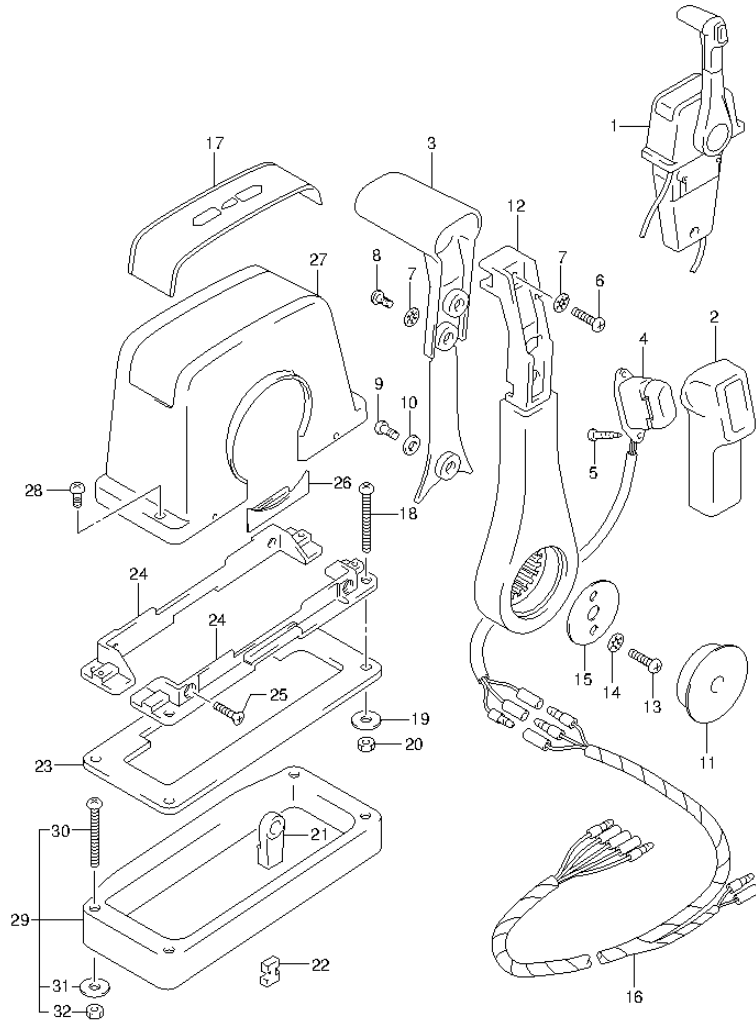


FIG.85 (1-H-15) OPT:REMOTE CONTROL PARTS (DF9.9A P01)

REF NO.	PART NO.	DESCRIPTION	Q'TY	REMARKS
1	67130-99J00	PARTS SET, REMOTE CONTROL	1	
2	19120-99J10	.DRUM, THROTTLE CONTROL	1	
3	19122-99J00	.LEVER, INTERLINK THROTTLE NO.2	1	
4	19184-99J10	.PLATE, THROTTLE LINK	1	
5	19185-99J00	.SPRING, THROTTLE LEVER	1	
6	21241-99J00	.LINK, CLUTCH LEVER	1	
7	23210-99J00	.LEVER, CLUTCH CONTROL	1	
8	09204-01002	.PIN	1	
9	09160-05029	.WASHER (5.5X12X0.8)	2	
10	09385-04003	.CLIP	1	
11	43755-99J00	.ATTACHMENT, STRG BRKT	1	
12	09108-08286	.STUD BOLT	2	
13	09159-08059	.NUT	2	
14	09160-08082	.WASHER (8.5X16X1.2)	2	
15	36360-99J10	.INDICATOR, OIL PRESSURE	1	
16	36610-99J20	.HARNES ASSY, WIRING	1	
17	09481-20501	.FUSE (20A)	1	
18	36618-43410	.CAP, OIL PRESSURE SWITCH	1	
19	36656-99J10	.GROMMET, CABLE (PORT)	1	
20	09407-14403	.CLAMP (L:125)	1	
21	09407-14407	.CLAMP (L:145)	1	
22	61124-99J10	.GROMMET, R/CON CABLE (STBD)	1	
23	67467-89J01	.CONNECTOR, R/CON CABLE	2	
24	09160-06055	.WASHER (7X12X1)	2	
25	09385-06012	.CLIP	2	
26	67340-99J00	.HOLDER, REMOCON CABLE	1	
27	01550-06167	.BOLT	2	

FIG.86

FIG.86 (1-1-2) OPT:REMOTE CONTROL ASSY SINGLE (1)



REF NO.	PART NO.	DESCRIPTION	Q'TY	REMARKS
1	67200-93J13	REMOTE CONTROL ASSY	1	PUSH
2	67261-93J00	.GRIP, NO.1	1	
3	67263-93J00	.GRIP, NO.2	1	
4	37850-93J10	.SWITCH ASSY, PTT	1	
5	67295-92E10	.SCREW	2	
6	67296-88D10	.SCREW	1	
7	67288-92E20	.WASHER	3	
8	67295-92E00	.SCREW	2	
9	67296-92E70	.SCREW	1	
10	67288-92E40	.WASHER	1	
11	67257-92E00	.CAP, LEVER	1	
12	67251-93J00	.LEVER, HANDLE	1	
13	67296-92E60	.SCREW	2	
14	67288-92E30	.WASHER	2	
15	67253-92E00	.WASHER	1	
16	36890-93J00	.WIRE HARNESS	1	
17	67281-93J00	.DECAL	1	
18	67296-92E30	.SCREW	4	
19	09160-05024	.WASHER (5.5X16X1.5)	4	
20	67287-92E00	.NUT	4	
21	67275-95600	.END, CABLE	2	
22	67273-95600	.SPACER	1	
23	67273-92E00	.GROMMET	1	
24	67274-92E00	.FLANGE	2	
25	67296-95610	.SCREW	4	
26	67271-92E00	.COVER	1	
27	67211-93J00	.COVER	1	
28	67296-92E70	.SCREW	2	
29	67500-93J00	KIT, REMOCON SPACER SINGLE	1	
30	09125-05135	.SCREW (5X65)	4	
31	09160-05029	.WASHER (5.5X12X0.8)	4	
32	09140-05005	.NUT	4	

FIG.87

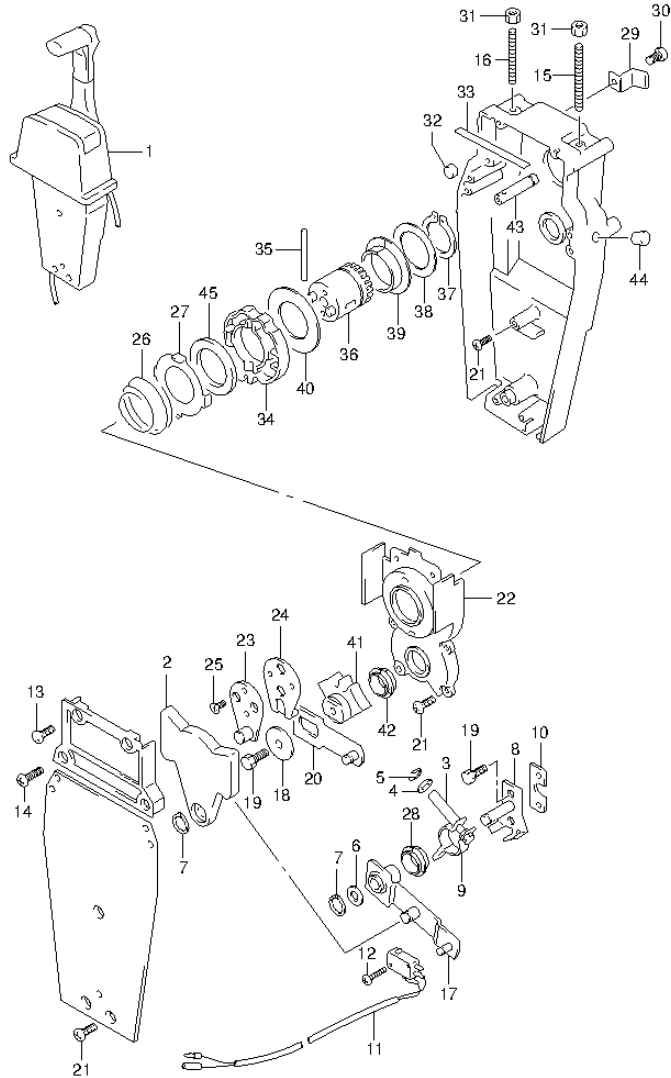
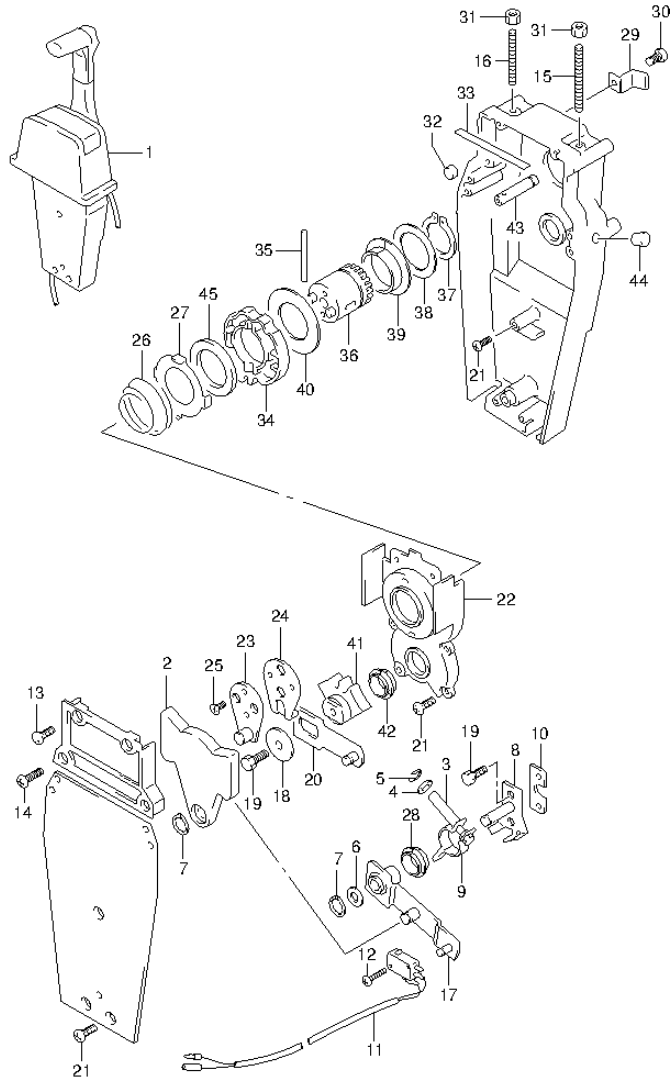


FIG.87 (1-I-3) OPT:REMOTE CONTROL ASSY SINGLE (2)

REF NO.	PART NO.	DESCRIPTION	Q'TY	REMARKS
1	67200-93J13	REMOTE CONTROL ASSY	1	PUSH
2	67222-92E00	.DUAL PLATE	1	
3	67223-92E00	.BRAKE ADJUST	1	
4	67288-92E00	.WASHER	1	
5	67292-94300	.E RING	4	
6	67288-92E10	.WASHER	1	
7	67291-92E00	.SNAP RING	2	
8	67221-92E00	.SHIFT ASSY	1	
9	67224-92E00	.BRAKE ARM ASSY	1	
10	67294-92E00	.SPACER	1	
11	37721-95500	.SWITCH ASSY, N/R	1	
12	67296-92E10	.SCREW (3X15)	2	
13	67296-88D10	.SCREW (5X16)	2	
14	67296-92E20	.SCREW (5X25)	2	
15	67226-92E00	.BOLT, STOPPER FRONT	1	
16	67226-92E10	.BOLT, STOPPER REAR	1	
17	67240-92E00	.ARM ASSY, THROTTLE	1	
18	67228-92E00	.WASHER	1	
19	67286-92E00	.BOLT (6X18)	3	
20	67230-92E00	.SHIFT ARM ASSY	1	
21	09125-05042	.SCREW (5X10)	9	
22	67234-92E00	.CASE, GEAR	1	
23	67245-92E00	.LEVER ASSY, THROTTLE	1	
24	67227-92E00	.STOPPER	1	
25	09126-06006	.SCREW (6X20)	2	
26	67233-92E00	.SPRING	1	
27	67235-92E00	.PLATE, SHIFT LOCK	1	
28	67232-95620	.BUSH	1	
29	67269-92E00	.BRACKET	1	
30	67296-88D10	.SCREW	1	
31	09140-06020	.NUT	2	
32	67236-92E00	.ROLLER	1	
33	67237-92E01	.SPRING	6	
34	67238-92E00	.GEAR, DRIVE	1	

**FIG.87**



**FIG.87 (1-I-4) OPT:REMOTE CONTROL ASSY SINGLE (2)**

REF NO.	PART NO.	DESCRIPTION	Q'TY	REMARKS
35	67239-92E00	.PIN	1	
36	67246-92E00	.SHIFT, DRIVE	1	
37	67291-92E10	.SNAP RING	1	
38	67253-92E10	.WASHER	1	
39	67252-92E10	.BUSH	1	
40	67253-95600	.WASHER	1	
41	67231-92E00	.GEAR, SHIFT	1	
42	67232-95600	.BUSH	1	
43	67241-92E10	.ROD, FREE ACC	1	
44	67243-92E00	.CAP, HOLE	1	
45	67239-92E10	.PLATE, SHIFT PIN	1	

FIG.88

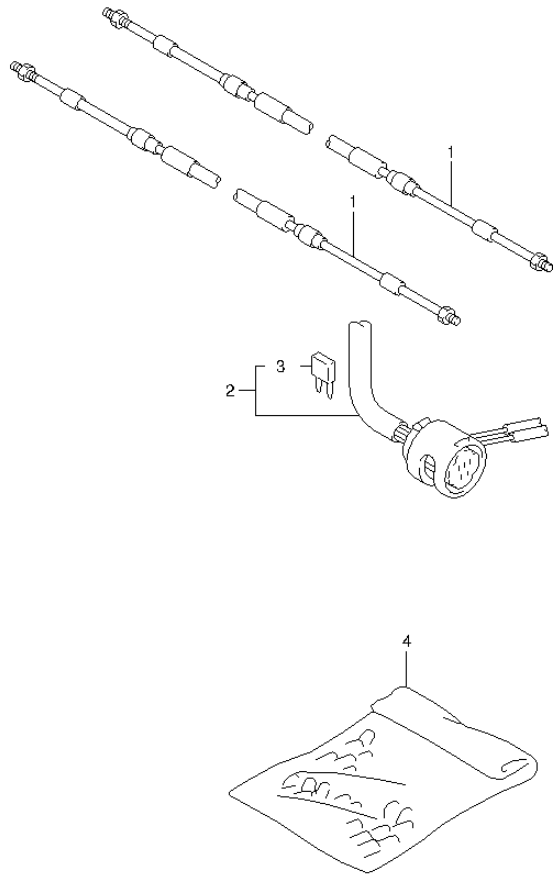


FIG.88 (1-I-5) OPT:REMOCON CABLE (DF8A P01)

REF NO.	PART NO.	DESCRIPTION	Q'TY	REMARKS
1-1	67320-93J00	CABLE, REMOCON 8F (2.4M)	2	
1-2	67320-93J10	CABLE, REMOCON 10F (3.1M)	2	
1-3	67320-93J20	CABLE, REMOCON 12F (3.7M)	2	
1-4	67320-93J30	CABLE, REMOCON 14F (4.2M)	2	
1-5	67320-93J40	CABLE, REMOCON 16F (4.8M)	2	
1-6	67320-93J50	CABLE, REMOCON 18F (5.4M)	2	
1-7	67320-93J60	CABLE, REMOCON 20F (6.0M)	2	
1-8	67320-93J70	CABLE, REMOCON 22F (6.7M)	2	
1-9	67320-93J80	CABLE, REMOCON 24F (7.3M)	2	
2	36620-94J01	WIRE ASSY, REMOTE CONTROL	1	W/ELECTRIC STARTER
3	09481-10501	.FUSE (10A)	1	W/ELECTRIC STARTER
4	36990-87D00	TERMINAL & SLEEVE SET	1	W/ELECTRIC STARTER

FIG.89

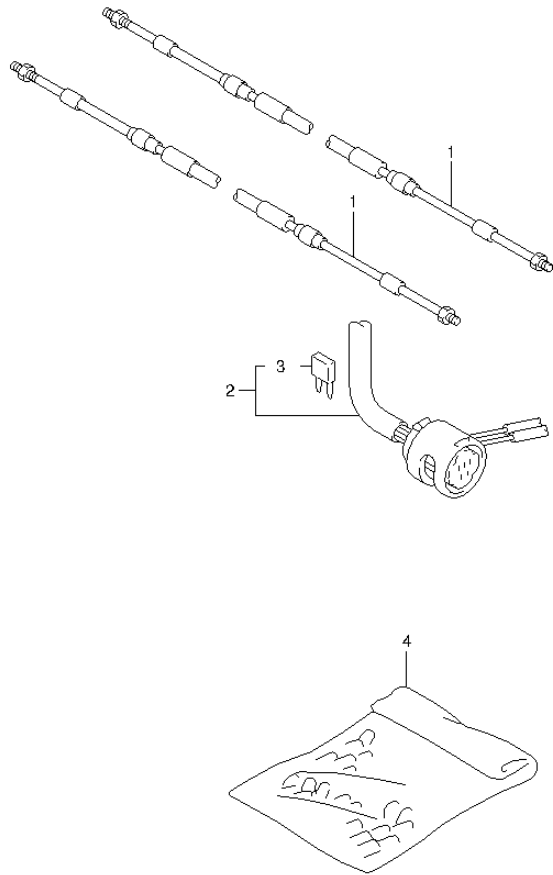


FIG.89 (1-I-6) OPT:REMOCON CABLE (DF9.9A P01)

REF NO.	PART NO.	DESCRIPTION	Q'TY	REMARKS
1-1	67320-93J00	CABLE, REMOCON 8F (2.4M)	2	
1-2	67320-93J10	CABLE, REMOCON 10F (3.1M)	2	
1-3	67320-93J20	CABLE, REMOCON 12F (3.7M)	2	
1-4	67320-93J30	CABLE, REMOCON 14F (4.2M)	2	
1-5	67320-93J40	CABLE, REMOCON 16F (4.8M)	2	
1-6	67320-93J50	CABLE, REMOCON 18F (5.4M)	2	
1-7	67320-93J60	CABLE, REMOCON 20F (6.0M)	2	
1-8	67320-93J70	CABLE, REMOCON 22F (6.7M)	2	
1-9	67320-93J80	CABLE, REMOCON 24F (7.3M)	2	
2	36620-94J01	WIRE ASSY, REMOTE CONTROL	1	W/ELECTRIC STARTER
3	09481-10501	.FUSE (10A)	1	W/ELECTRIC STARTER
4	36990-87D00	TERMINAL & SLEEVE SET	1	W/ELECTRIC STARTER

PART NO.	FIG.NO.-REF.NO.	PART NO.	FIG.NO.-REF.NO.	PART NO.	FIG.NO.-REF.NO.
10000			6-4		10-10
			7-4		11-10
		12638-99J00	4-5	12915-99J00	8-11
			5-5		9-11
			6-5		10-11
11110-99J00	1-1		7-5		11-11
11115-09G00-001	1-23	12700-99JL0	8-1-1	12921-99J00	8-12
11118-99JL0	1-3		10-1-1		9-12
11119-99JL0	1-4	12711-99JM0	8-1-2		10-12
11141-99J00	1-2		9-1		11-12
11170-99J00	1-16		10-1-2	12931-09A20	8-13
11173-99J00	1-20		11-1		9-13
11178-99J00	1-17	12741-99JL0	4-6		10-13
11196-99J00	1-19		5-6		11-13
11197-99J00	19-4		6-6	12932-09G00	8-14
11216-90J00	1-6		7-6		9-14
11261-93JL0	1-8	12761-99J00	4-16		10-14
11291-91B50	19-7		5-15		11-14
11301-99J00	2-1		6-16	12933-71C00	8-15
11382-93E00	1-13		7-15		9-15
12100-99JL0-050	3-10	12764-99J00	4-17		10-15
12111-99JL0-0B0	3-1		5-16		11-15
12140-99J00	3-2		6-17	13111-99J00	12-1
12151-99JL0	3-3		7-16	13119-99J00	12-2
12160-99JL0	3-5	12840-99J00	8-3	13124-99J00	13-32
12163-99JL0	3-6		9-3		14-26
12220-99JL0	3-7		10-3		15-39
12341-99JL0	3-8		11-3		16-33
12625-99J00	4-11-1	12842-49201	8-4	13125-99J00	13-31
	5-11		9-4		14-25
	6-11-1		10-4		15-38
	7-11	12843-27A00	11-4		16-32
	81-2		8-5	13200-99J00	13-1-1
	82-2		9-5	13200-99J10	13-1-2
12625-99J10	4-11-2		10-5		14-1
	6-11-2		11-5	13200-99J20	15-1-1
12631-99JM0	4-1	12843-99J00	8-6	13200-99J30	15-1-2
	5-1		9-6		16-1
	6-1		10-6	13236-99J00	13-2
	7-1		11-6		14-2
12635-99J00	4-2	12861-99JL0	8-7	13236-99J20	15-2
	5-2		9-7		16-2
	6-2		10-7	13239-94J00	13-5
	7-2		11-7		14-5
12636-99J00	4-3	12891-99J00	8-8		15-5
	5-3		9-8		16-5
	6-3		10-8	13240-99J00	13-14-1
	7-3		11-8	13240-99J10	13-14-2
12637-99J00	4-4	12911-99J00	8-10		14-14
	5-4		9-10	13240-99J20	15-14-1

PART NO.	FIG.NO.-REF.NO.	PART NO.	FIG.NO.-REF.NO.	PART NO.	FIG.NO.-REF.NO.
13240-99J30	15-14-2	13365-94J00	13-25	13640-99JL0	13-35
	16-14		15-28		15-42
13247-94J00	13-8	13366-94J00	13-26	13710-99J00	12-6
	14-8		15-29	13802-94J00	13-11
	15-8	13367-94J00	13-20		14-11
	16-8		13-27		15-11
13250-99J00	13-6		14-20		16-11
	14-6		14-21	13810-99J00	12-5
	15-6		15-23	13832-94J00	12-8
	16-6		15-31	15100-94J02	17-10
13251-99J00	13-15		16-23	15131-99J00	17-13
	14-15		16-25	15170-94J02	17-11
	15-15	13368-99J00	13-28	15191-99J11	17-6
	16-15		14-22	15192-99JL0	17-4
13254-94J00	13-10		15-32	15193-99JL0	17-5
	14-10		16-26	15251-93E00	17-12
	15-10	13370-94J00	13-7	15410-98500	17-1
	16-10		14-7	16400-99JL0	25-1
13268-94J00	13-13		15-7	16440-11D00	2-4
	14-13		16-7	16510-45H10	25-5
	15-13	13375-26E00	13-9	16512-99J00	25-6
	16-13		14-9	16515-99J00	57-6
13275-99J00	13-17		15-9	16542-99J00	25-2
	14-17		16-9	16910-99J00	25-12
	15-17	13428-06F30	15-30	16930-99JL0	25-13
	16-17		16-24	17400-99J00	18-19
13279-99J00	13-16	13436-91J00	13-33	17411-94J00	18-1
	14-16		14-27	17413-94J00	18-2
	15-16		15-40	17461-939M0	18-3
	16-16		16-34	17471-99J00	18-4
13281-99J00	13-29	13441-99J00	15-18	17472-99J00	18-5
	14-23		16-18	17473-94J00	18-6
	15-36	13443-99J00	15-19	17561-99J00	18-7-1
	16-30		16-19	17561-99J10	18-7-2
13282-99J00	13-19	13493-99J00	15-20	17563-94J00	18-8
	14-19		16-20	17564-99J00	18-9
	15-22	13494-94J00	15-33	17565-99J00	18-18
	16-22		16-27	17631-99J20	18-10
13283-99J00	13-18	13495-94J00	15-34	17632-99J30	18-11
	14-18		16-28	17670-94J00	19-1
	15-21	13496-99J00	15-35	17681-99J00	19-2
	16-21		16-29	17913-93J00	58-1
13361-99J00	13-21	13513-99J00	13-34	17914-93JL0	58-2
	15-24		14-28	17917-87L00	59-28
13362-94J00	13-22		15-41	18100-99J00	20-1
	15-25		16-35	18120-99J00	20-2
13363-94J00	13-23	13534-94J00	13-12	18130-99J00	20-3
	15-26		14-12	18142-98600	20-4
13364-94J00	13-24		15-12	18181-99J00	20-5
	15-27		16-12	18193-99J00	20-9

PART NO.	FIG.NO.-REF.NO.	PART NO.	FIG.NO.-REF.NO.	PART NO.	FIG.NO.-REF.NO.
18210-99J00	20-6	21210-99J00	26-9		54-24
18280-99J00	20-7		27-9		55-20
18290-99J01	20-11		28-9		56-24
18498-94JL0-100	17-16		29-9		
19120-99J00	21-1	21212-99J00	26-15		
	23-1		28-15		
19120-99J10	22-1	21241-99J00	27-13		
	24-1		29-13		
	84-2		84-6		30000
	85-2		85-6		
19122-99J00	22-2	22511-99011	53-1	31000-99J00	81-1
	24-2		54-1		82-1
	84-3		55-1	31100-94J21	32-1
	85-3		56-1		81-4
19131-95502	21-2	23111-99J00	26-10-1		82-4
	23-2		27-10-1	31101-99J00	81-3
19148-99J00	21-3		28-10-1		82-3
	23-3		29-10-1	31131-94J00	32-2
19148-99J10	22-3	23111-99J10	26-10-2	31135-90J00	32-3
	24-3		27-10-2	31151-94J00	32-4
19184-99J00	21-4		28-10-2	31152-90J00	32-5
	23-4		29-10-2	31153-90J00	32-6
19184-99J10	22-4	23115-99J00	26-16	31170-94J00	32-17
	24-4		28-16	31171-96J00	32-7
	84-4	23131-99J00	26-11	31173-94J00	32-8
	85-4		27-11	31191-96J00	32-9
19185-99J00	22-5		28-11	31220-94J00	32-10
	24-5		29-11	31310-90J00	32-11
	84-5	23210-99J00	27-14	31320-94J00	32-12
	85-5		29-14	31341-94J00	32-13
19656-99J00	21-5		84-7	31343-90J00	32-14
	23-5		85-7	31344-90J00	32-15
19810-99J00	21-6	23311-95JL0	30-1	31360-93J01	32-16
	23-6	25111-99J00	30-2	31912-99J00	32-18
		25211-99JL0	30-5		81-5
		25215-99J00	30-6		82-5
		25311-99J00	30-3	31918-94J00	32-19
		29141-93J00	18-13		81-6
			30-7		82-6
			49-13	32000-99J00	77-1
21122-99J00	26-1		50-12		78-1
	27-1		51-13	32102-99J00	81-13
	28-1		52-12		82-13
	29-1		59-26	32102-99JL0	33-6-1
21126-99J00	26-7	29162-93J00	59-27		34-4
	27-7	29162-93J10	50-18		35-6-1
	28-7		52-18		36-4
	29-7	29404-93J10	77-5	32102-99JM0	33-6-2
21127-99J00	26-13		78-5		35-6-2
	28-13	29440-93J00	53-20	32104-99J00	81-12

PART NO.	FIG.NO.-REF.NO.	PART NO.	FIG.NO.-REF.NO.	PART NO.	FIG.NO.-REF.NO.
	82-12		46-1		48-2
32120-99J00	81-14		47-1		84-16
	82-14		48-1		85-16
32120-99JL0	33-1		81-21	36615-96300	45-6-1
	34-1		82-21		45-6-2
	35-1	33816-94J01	77-10		47-6-1
	36-1		78-10		47-6-2
32120-99JM0	33-3	33833-91J00	69-55		77-4
	35-3		70-55		78-4
32140-99JM0	33-4	33833-94J10	37-14		79-2
	35-4		38-14		80-2
32800-95J01	77-3		39-14	36617-93J10	60-33
	78-3		40-14		61-31
32800-99J00	37-1	33833-94JL0	37-13		62-33
	38-1		38-13		63-31
	39-1		39-13	36618-43410	45-5
	40-1		40-13		46-4
	81-17	33833-99J00	41-11		47-5
	82-17		42-9		48-4
32801-95J01	77-2		43-11		81-31
	78-2		44-9		82-31
32801-99J00	81-16	33833-99J10	45-11		84-18
	82-16		46-9		85-18
32890-99J00	37-3		47-11	36620-94J01	71-53
	38-3		48-9		72-53
	39-3	34200-93J20	79-1-1		88-2
	40-3		80-1-1		89-2
32900-99J00	81-19	34200-93J31	79-1-2	36628-92E00	71-3
	82-19		80-1-2		72-3
32900-99JL0	37-8-1	34830-87J20	41-1	36634-93910	77-14
	38-8		42-1		78-14
	39-8-1		43-1	36655-99J00	81-22
	40-8		44-1		82-22
32900-99JM0	37-8-2	36360-99J00	41-3	36656-99J00	45-7
	39-8-2		43-3		47-7
32980-99J00	37-9	36360-99J10	42-3	36656-99J10	46-5
	38-9		44-3		48-5
	39-9		84-15		84-19
	40-9		85-15		85-19
33410-99JL0	37-11	36367-99J00	41-4	36656-99J20	81-23
	38-11		42-4		82-23
	39-11		43-4	36740-94J00	77-11
	40-11		44-4		78-11
33500-07H00	37-10	36610-99J00	45-3-1	36890-93J00	86-16
	38-10		47-3-1	36990-87D00	77-21
	39-10		81-30		78-21
	40-10		82-30		79-4
33800-99J00	81-20	36610-99J10	45-3-2		80-4
	82-20		47-3-2		88-4
33810-99J00	45-1	36610-99J20	46-2		89-4



PART NO.	FIG.NO.-REF.NO.	PART NO.	FIG.NO.-REF.NO.	PART NO.	FIG.NO.-REF.NO.
37110-94J01	71-4	37726-99J10	41-9	41111-94J20-OEP	50-1
	72-4		42-7		52-1
37141-99E00	71-5-1		43-9	41111-99J00-OEP	49-1
	72-5-1		44-7		51-1
37141-99E10	71-5-2		81-27	41121-94J20-OEP	50-2
	72-5-2		82-27		52-2
37141-99E20	71-5-3	37801-98300	77-12	41121-99J00-OEP	49-2
	72-5-3		78-12		51-2
37141-99E30	71-5-4	37820-93E10	41-2	41130-93E03	50-7
	72-5-4		42-2		52-7
37141-99E40	71-5-5		43-2	41153-96300	50-19
	72-5-5		44-2		52-19
37141-99E50	71-5-6	37820-93J03	71-9	41161-94400	75-1
	72-5-6		72-9		76-1
37141-99E60	71-5-7	37823-92E01	71-10	41210-99JL1	49-21
	72-5-7		72-10		50-25
37141-99E70	71-5-8	37823-97J00	69-52		51-21
	72-5-8		70-52		52-25
37141-99E80	71-5-9	37826-92E00	71-11	41211-99JL0	49-3
	72-5-9		72-11		50-3
37141-99E90	71-5-10	37826-97J00	69-53		51-3
	72-5-10		70-53		52-3
37141-99EA0	71-5-11	37830-99J10	69-51	41212-91J00	49-4
	72-5-11		70-51		50-4
37141-99EB0	71-5-12	37835-95D00	69-54		51-4
	72-5-12		70-54		52-4
37143-99E00	71-6	37850-93J10	86-4	41213-98100	49-5
	72-6	37859-90J00	71-52		50-5
37149-93J00	71-7		72-52		51-5
	72-7	38500-93J00	71-13		52-5
37161-89E13	41-5		72-13	41225-94502	53-8
	43-5	38860-76F01	32-20		54-12
	81-24		81-7		55-8
	82-24		82-7		56-12
37721-93J90	71-8	38915-90J00	32-21	43111-99J01-OEP	53-2-1
	72-8		81-8		54-2-1
37721-95500	87-11		82-8		55-2-1
37721-99J10	41-7	39600-94J01	77-9		56-2-1
	42-5		78-9	43111-99J11-OEP	53-2-2
	43-7	39601-95D00	77-13		54-2-2
	44-5		78-13		55-2-2
	81-25	39602-93900	77-15		56-2-2
	82-25		78-15	43211-87JL0	54-7
37724-99J00	41-8	39603-94400	77-16		56-7
	42-6		78-16	43211-99J00	53-7
	43-8				55-7
	44-6			43410-99J00	53-23
	81-26				55-23
	82-26			43411-939L0	53-18
37726-99J00	20-13				54-22

40000

PART NO.	FIG.NO.-REF.NO.	PART NO.	FIG.NO.-REF.NO.	PART NO.	FIG.NO.-REF.NO.
	55-18	45241-99JL1	53-11	54112-99J01	57-8
	56-22		54-15	54113-99JL0	57-9
43412-93900	53-19		55-11	54120-99JL0	57-10
	54-23		56-15	54122-99J00	57-11
	55-19	45247-99J00	53-13	54125-99J00	57-12
	56-23		54-17	54126-99JL0	57-13
43412-99J00	53-24		55-13	54130-99J00	57-14
	55-24		56-17	54148-99J00	57-15
43415-99J00	53-25	45250-94J00	53-14	54151-99J00	58-12
	55-25		54-18	54167-99J00	58-13
43420-99J10	53-26		55-14	54211-99J00-OEP	58-14
	55-26		56-18	54213-93901	58-16
43424-99J00	53-27	45261-94J00	49-14	54221-99J00-OEP	58-15
	55-27		50-13	55100-99J40-OEP	59-1
43427-99J00	53-28		51-14	55300-95500	59-24
	55-28		52-13	55321-87J00	1-10
43428-99J00	53-29	45269-94J20	49-19		59-6
	55-29		50-23	55321-87J10	59-29
43512-99J00	53-30		51-19	55331-99J10	59-22
	55-30		52-23	55332-99J10	59-23
43514-94J00	53-31	45269-99J00	53-40	56120-99J40-OEP	59-10
	55-31		55-40	56130-99J30	31-21
43514-99J00	53-32	45420-99JM0	49-16	56132-99J10	31-23
	55-32		50-20	57100-99JN0	31-1-1
43516-89J00	53-33		51-16	57100-99JP0	31-1-2
	55-33		52-20	57135-99J00	58-5
43711-99J00	53-3	45425-94J00	49-17	57311-99J10	31-8
	54-3		50-21	57510-99J10	31-9
	55-3		51-17	57521-99J10	31-10
	56-3		52-21	57610-99JL0	31-14
43750-99J40-OEP	53-4-1	45710-99JL0	53-37	57621-99J11	31-15
	54-4-1		54-27	57630-99J00	59-30
	55-4-1		55-37	57631-93901	31-19
	56-4-1		56-27	57632-94J00	59-17
43750-99J50-OEP	53-4-2	45722-94J11	53-38	57632-98501	31-20
	54-4-2		54-28	57633-93901	59-18
	55-4-2		55-38	58100-90L01-019	59-15-5
	56-4-2		56-28	58100-90L11-019	59-15-6
43755-99J00	54-8			58100-90L21-019	59-15-7
	56-8			58100-93703-019	59-15-1
	84-11			58100-93733-019	59-15-3
	85-11			58100-93743-019	59-15-4
45212-99JL0	53-9	50000		58100-94J00-019	59-15-2
	54-13			58120-93701	59-16
	55-9			59139-94J00	60-11
	56-13	51110-99J00	57-1		61-11
45231-99JL0	53-10	51211-99J00	57-2		62-11
	54-14	52110-99J00-OEP	58-3-1		63-11
	55-10	52110-99J10-OEP	58-3-2	59178-97J00	59-8
	56-14	52113-99J00	58-4	59441-94J00	31-17

PART NO.	FIG.NO.-REF.NO.	PART NO.	FIG.NO.-REF.NO.	PART NO.	FIG.NO.-REF.NO.
59441-99J00	31-18	61435-99J10	66-7		63-3
59800-99J01	64-9		67-7	61827-99J00	60-30
	65-9	61443-99J00	64-4		62-30
	66-9		65-4	61831-99J00-OEP	60-12
	67-9		66-4		61-12
			67-4		62-12
		61453-99J00	64-5	61851-93E10	63-12
			65-5		60-10
			66-5		61-10
			67-5		62-10
			64-8		63-10
61112-99JL0	60-5	61458-89L00	65-8	63111-99J11-OEP	69-1
	61-5		66-8		70-1
	62-5		67-8	63114-99J01	69-2
	63-5				70-2
61124-99J00	60-28	61472-94J10	20-16		69-3
	62-28	61493-99J00	4-19	63115-99J00	69-3
61124-99J10	61-28		5-18		69-4
	63-28		6-19	63115-99J10	70-4
	84-22		7-18		69-5
	85-22	61494-99J00	4-20	63116-99J00	70-5
			5-19		69-6
61134-99JL0	60-6		6-20	63121-99J00-OEP	70-6
	61-6		7-19		69-7
	62-6	61610-90L00	60-21	63122-99J00	70-7
	63-6		61-21		69-8
61151-99J00	60-29		62-21	63131-99J01-OEP	70-8
	61-29		63-21		69-9
	62-29	61616-93E10	60-22	63133-89L00	70-9
	63-29		61-22		69-10
61155-94500	60-2		62-22	63210-99J00	70-10
	61-2		63-22		69-50
	62-2	61642-99J00	60-23	63215-93110	70-50
	63-2		61-23		69-11
61157-99J00	60-7		62-23	63221-99J00	70-11
	61-7		63-23		69-12
	62-7	61643-99J00	60-19	63225-99J00	70-12
	63-7		61-19		69-13
61400-99J01-OEP	64-1		62-19	63226-99J00	70-13
	65-1		63-19		69-14
	66-1	61810-99J01-OEP	60-1	63228-99J00	70-14
	67-1		61-1		69-15
61412-99J00	60-18		62-1	63244-99J00	70-15
	61-18		63-1		69-16
	62-18	61813-99J01	60-32	63245-99J00	70-16
	63-18		61-30		69-17
61433-99J00	64-2		62-32	63246-99J00	70-17
	65-2		63-30		69-18
	66-2	61820-99J00-OEP	60-3	63247-99J00	70-18
	67-2		61-3		69-19
61435-99J00	64-7		62-3	63248-99J00	
	65-7				

PART NO.	FIG.NO.-REF.NO.	PART NO.	FIG.NO.-REF.NO.	PART NO.	FIG.NO.-REF.NO.
					70-19
63340-99J00	69-20	67211-93J00	86-27		72-27
	70-20	67212-95600	71-14		87-39
63344-99J00	69-21		72-14	67252-92E10	71-28
	70-21	67213-92E00	71-15		72-28
	69-22		72-15	67253-92E00	86-15
63345-99J00	70-22	67220-95630	71-18	67253-92E10	87-38
	69-23		72-18	67253-95600	71-29
63350-99J00	70-23	67221-92E00	87-8		72-29
	69-24	67222-92E00	87-2		87-40
63353-99JL0	70-24	67223-92E00	87-3	67255-99E00	71-30
	69-25	67223-99E10	71-19		72-30
63354-99J00-OEP	70-25		72-19	67256-95600	71-31
	69-26	67224-92E00	87-9		72-31
63355-99J00	70-26	67226-92E10	87-15	67257-92E00	86-11
	69-27	67227-92E00	87-16	67257-99E00	71-32
63610-99J00	70-27	67227-92E00	87-24		72-32
	69-28	67228-92E00	87-18	67258-99E00	71-33
63640-99J00	70-28	67229-95600	71-20		72-33
			72-20	67259-87D00	71-34
65000-95D01	83-1	67230-92E00	87-20		72-34
65000-99100	68-1	67231-92E00	87-41	67261-93J00	86-2
65520-95D00	83-2	67232-95600	71-21	67261-99E00	71-35
65520-99100	68-2		72-21		72-35
65561-95D00	68-3		87-42	67263-93J00	86-3
		67232-95620	87-28	67264-95600	71-37
65700-87J14	83-8	67233-92E00	87-26		72-37
65700-99JL0	68-8	67234-92E00	87-22	67267-93J00	71-38
65720-986B0	68-13	67235-92E00	87-27		72-38
65740-95D01	83-4	67236-92E00	87-32	67269-92E00	87-29
65740-99100	68-7	67237-92E01	87-33	67271-92E00	86-26
65750-87J11	68-9	67238-87D00	71-22	67273-92E00	86-23
	83-9		72-22	67273-95600	71-39
65750-95500	83-10	67238-92E00	87-34		72-39
65750-98505	68-10	67239-92E00	87-35		86-22
65770-90J10	83-11	67239-92E10	87-45	67274-92E00	86-24
65770-99JL0	68-11	67240-92E00	87-17	67275-95600	71-40
65781-98500	83-12	67241-92E10	87-43		72-40
65781-99JM0	68-12	67241-99E10	71-23		86-21
65831-95D00	68-4		72-23	67281-93J00	86-17
	83-5	67243-92E00	87-44	67286-92E00	87-19
65890-95D00	83-6	67243-95600	71-24	67287-92E00	86-20
65890-99100	68-5		72-24	67288-92E00	71-41
65892-95D00	68-6	67244-95600	71-25		72-41
	83-7		72-25		87-4
67130-99J00	84-1	67245-92E00	87-23	67288-92E10	87-6
	85-1	67245-95600	71-26	67288-92E20	86-7
67200-93J13	86-1		72-26	67288-92E30	86-14
	87-1	67246-92E00	87-36	67288-92E40	86-10
67200-94J15	71-1	67251-93J00	86-12	67291-92E00	87-7
	72-1	67251-99E10	71-27	67291-92E10	87-37

PART NO.	FIG.NO.-REF.NO.	PART NO.	FIG.NO.-REF.NO.	PART NO.	FIG.NO.-REF.NO.
67292-94300	71-42		88-1-5		
	72-42		89-1-5		
	87-5	67320-93J50	71-55-6		90000
67294-92E00	87-10		72-55-6		
67294-95600	71-43		88-1-6		
	72-43		89-1-6	99000-81158-50M	20-8
67295-92E00	86-8	67320-93J60	71-55-7	99011-99J20-055	64-10
67295-92E10	86-5		72-55-7		65-10
67296-88D10	86-6		88-1-7		66-10
	87-13		89-1-7		67-10
	87-30	67320-93J70	71-55-8		
67296-90J00	71-44		72-55-8		
	72-44		88-1-8		00000
67296-92E10	71-17		89-1-8		
	72-17	67320-93J80	71-55-9		
	87-12		72-55-9	01550-06127	2-6
67296-92E20	87-14		88-1-9		4-15
67296-92E30	86-18		89-1-9		6-15
67296-92E60	86-13	67340-99J00	73-4		17-15
67296-92E70	86-9		74-4		25-11
	86-28		84-26	01550-0612A	1-21
67296-94300	71-45		85-26	01550-06167	12-10
	72-45	67467-89J01	73-1		20-14
67296-94310	71-36		74-1		21-13
	72-36		84-23		22-8
67296-95600	71-46		85-23		23-13
	72-46	67500-93J00	86-29		24-8
67296-95610	71-47	67701-99J00	75-2		26-8
	72-47		76-2		26-14
	86-25	67721-89J00	75-3		27-8
67297-95600	71-48		76-3		28-8
	72-48	67725-99J00	75-4		28-14
67320-93J00	71-55-1		76-4		29-8
	72-55-1	67726-99E00	75-5		32-22
	88-1-1		76-5		73-5
	89-1-1	67728-99E00	75-6		74-5
67320-93J10	71-55-2		76-6		81-9
	72-55-2	68111-99J00	64-6		82-9
	88-1-2		65-6		84-27
	89-1-2		66-6		85-27
67320-93J20	71-55-3		67-6	01550-06207	1-18
	72-55-3	68165-16B00-13L	71-12		25-10
	88-1-3		72-12	01550-06257	1-5
	89-1-3	69711-93E10	20-15		17-2
67320-93J30	71-55-4	69911-91J40	49-20		37-2
	72-55-4		50-24		37-7
	88-1-4		51-20		37-12
	89-1-4		52-24		38-2
67320-93J40	71-55-5				38-7
	72-55-5				38-12

PART NO.	FIG.NO.-REF.NO.	PART NO.	FIG.NO.-REF.NO.	PART NO.	FIG.NO.-REF.NO.
	39-2	03141-0416A	18-12	09100-08312	58-6
	39-7	03241-0625A	77-20	09100-10320	49-7
	39-12		78-20		51-7
	40-2	03522-05169	69-49	09103-06237	68-14
	40-7		70-49	09103-06267	4-7
	40-12	03542-05169	64-3		5-7
	77-8		65-3		6-7
	78-8		66-3		7-7
	81-18		67-3	09103-06276	13-30
	82-18	03542-06129	20-12		14-24
01550-06307	4-13	04211-09109	1-15		15-37
	5-13		2-3		16-31
	6-13	04211-09149	4-12	09103-06281	1-11
	7-13		5-12		59-7
	20-10		6-12	09108-06141	18-14
	21-14		7-12	09108-08286	54-9
	23-14	04221-05109	12-4		56-9
01550-06357	21-15	08110-60020	31-2		84-12
	22-9	08110-60050	59-11		85-12
	23-15	08310-00067	60-27	09111-10067	53-39
	24-9		61-27		54-29
01550-06457	25-4		62-27		55-39
01550-08207	12-3		63-27		56-29
	1-12	08316-10087	32-24	09116-06223	60-26
	19-8		81-11		61-26
01550-08257	32-23		82-11		62-26
	81-10	08341-31039	4-9		63-26
	82-10		4-10	09116-06225	53-34
01550-08307	4-14		5-9		55-34
	5-14		5-10		69-29
	6-14		6-9		69-30
	7-14		6-10		69-31
	19-3		7-9		70-29
01560-08557	2-2		7-10		70-30
02112-06127	26-6		33-9		70-31
	27-6		34-7	09116-06227	59-14
	28-6		35-9	09116-06229	31-24
	29-6		36-7		53-35
02112-06307	33-12	09100-06177	49-10		55-35
	35-12		50-9	09116-06230	60-13
02142-06167	60-17		51-10		61-13
	60-31		52-9		62-13
	61-17	09100-08232	71-2		63-13
	62-17		72-2	09116-08122	69-32
	62-31	09100-08308	53-22		70-32
	63-17		54-26	09116-08137	57-16
02162-05127	33-5		55-22	09116-08151	57-3
	34-3		56-26		58-7
	35-5	09100-08311	50-15		59-5
	36-3		52-15	09116-08154	58-17

PART NO.	FIG.NO.-REF.NO.	PART NO.	FIG.NO.-REF.NO.	PART NO.	FIG.NO.-REF.NO.
09116-08155	69-33		62-16		55-16
	70-33		63-16		56-20
09125-05042	69-34	09159-08059	53-36	09160-06084	37-4
	70-34		54-10		38-4
	71-16		55-36		39-4
	72-16		56-10		40-4
	87-21		84-13	09160-06085	68-15
09125-05135	86-30		85-13	09160-06104	71-51
09125-06035	33-2	09159-10L07	49-8		72-51
	34-2		51-8	09160-06150	4-8
	35-2	09159-14014	41-6		5-8
	36-2		43-6		6-8
	81-15		81-29		7-8
	82-15		82-29	09160-08081	50-17
09126-05003	71-49	09159-14032	13-36		52-17
	72-49		15-43	09160-08082	53-21
09126-06006	59-25	09159-22L01	50-8		54-11
	87-25		52-8		54-25
09126-06025	69-35	09160-05024	86-19		55-21
	69-36	09160-05029	27-16		56-11
	70-35		29-16		56-25
	70-36		60-20		58-8
09136-06169	60-4		61-20		69-38
	61-4		62-20		70-38
	62-4		63-20		84-14
	63-4		84-9		85-14
09137-04004	41-10		85-9	09160-10082	49-9
	42-8		86-31		51-9
	43-10	09160-06046	21-8		69-39
	44-8		21-9		70-39
	81-28		22-6	09160-10114	69-40
	82-28		23-8		70-40
09140-05005	21-7		23-9	09160-12066	59-20
	23-7		24-6	09160-15057	33-8
	86-32	09160-06055	73-2		34-6
09140-06020	71-50		74-2		35-8
	72-50		84-24		36-6
	87-31		85-24	09160-17024	31-11-1
09140-08023-XC0	50-16	09160-06082	18-15	09160-17025	31-11-3
	52-16		26-2	09160-17026	31-11-5
	69-37		27-2	09160-17027	31-11-7
	70-37		28-2	09160-17028	31-11-9
09140-10031	57-17		29-2	09160-17039	31-11-2
09140-14008	33-7		30-8	09160-17040	31-11-4
	34-5		49-11	09160-17041	31-11-6
	35-7		50-10	09160-17042	31-11-8
	36-5		51-11	09160-20027	31-4
09141-12005	59-19		52-10	09160-20042	31-5-2
09148-06017	60-16		53-16	09160-20043	31-5-3
	61-16		54-20	09160-20044	31-5-4

PART NO.	FIG.NO.-REF.NO.	PART NO.	FIG.NO.-REF.NO.	PART NO.	FIG.NO.-REF.NO.
09160-21L01	31-6	09181-20248	31-5-7	09280-06012	30-9
09160-25040	31-12-4	09181-20251	31-5-1	09280-09012	30-10
09160-25041	31-12-5	09181-25160	31-12-1	09280-10016	25-14
09160-25042	31-12-6	09181-25162	31-12-2	09280-13004	25-7
09160-27009	53-5	09181-25164	31-12-3	09280-17003	1-14
	54-5	09181-25181	31-12-7	09280-22019	1-9
	55-5	09200-05014	53-17	09280-26005	17-3
	56-5		54-21	09280-54001	25-8
09160-27012	53-41		55-17	09280-57002	59-12
	54-30		56-21	09282-12017	57-5
	55-41	09200-06061	53-15	09282-13L01	31-22
	56-30		54-19	09282-27002	53-6
09161-04012	60-24		55-15		54-6
	61-24		56-19		55-6
	62-24	09202-04008	18-17		56-6
	63-24	09202-04023	69-43	09283-21009	8-2
09163-06001	69-41		70-43		9-2
	69-42	09202-04025	31-16		10-2
	70-41	09202-06023	57-4		11-2
	70-42		58-9	09283-30075	3-9
09164-13008	8-9		59-4	09289-05008	8-16
	9-9	09204-01002	27-15		9-16
	10-9		29-15		10-16
	11-9		53-12		11-16
09168-12017	58-10		54-16	09289-06L02	30-11
09169-06075	60-14		55-12	09289-17L02	59-13
	61-14		56-16	09306-10023	49-15
	62-14		84-8		51-15
	63-14		85-8	09306-22006	50-14
09169-06082	12-9	09204-02004	59-21		52-14
09169-06089	37-5	09205-02004	30-4	09308-08011	4-18
	38-5	09205-06007	49-6		5-17
	39-5		50-6		6-18
	40-5		51-6		7-17
09180-06186	21-10		52-6	09320-09016	37-6
	22-7	09248-08001	59-9		38-6
	23-10	09248-12009	58-11		39-6
	24-7	09248-22002	1-7		40-6
09180-06230	21-11	09260-10006	26-3	09320-09039	60-15
	23-11		27-3		61-15
09180-06290	12-7		28-3		62-15
09180-06357	49-12		29-3		63-15
	50-11		69-44	09320-10501	13-37
	51-12		69-45		15-44
	52-11		70-44	09380-15001	31-3
09180-12158	21-12		70-45	09381-14001	3-4
	23-12	09261-03009	25-3	09381-14004	26-4
09181-15241	31-13	09262-25003	59-3		27-4
09181-20244	31-5-5	09263-17L03	59-2		28-4
09181-20246	31-5-6	09263-20L04	31-7		29-4

PART NO.	FIG.NO.-REF.NO.	PART NO.	FIG.NO.-REF.NO.	PART NO.	FIG.NO.-REF.NO.	PART NO.	FIG.NO.-REF.NO.	PART NO.	FIG.NO.-REF.NO.
09383-04002	26-12		81-33	09481-10501	71-54				
	27-12		82-33		72-54				
	28-12		84-20		88-3				
	29-12		85-20		89-3				
09385-04003	27-17	09407-14407	33-10	09481-20501	45-4				
	29-17		34-8		46-3				
	60-25		35-10		47-4				
	61-25		36-8		48-3				
	62-25		37-15		81-32				
	63-25		38-15		82-32				
	84-10		39-15		84-17				
	85-10		40-15		85-17				
09385-06012	73-3		41-12	09482-00528	1-22				
	74-3		42-10	09491-68008	13-3-2				
	84-25		43-12		14-3-2				
	85-25		44-10	09491-70020	13-3-1				
09401-08413	60-8		45-12		14-3-1				
	61-8		46-10	09491-80017	15-3-2				
	62-8		47-12		16-3-2				
	63-8		48-10	09491-82013	15-3-1				
09401-09404	17-7		81-34		16-3-1				
09401-11422	17-8		82-34	09492-35033	13-4-2				
09401-12413	19-5		84-21		14-4-2				
09401-15404	57-7		85-21		15-4-2				
09403-12316	60-9	09407-25402	77-18		16-4-2				
	61-9		78-18	09492-38011	13-4-1				
	62-9	09408-00024	77-7		14-4-1				
	63-9		78-7		15-4-1				
09403-12406	2-5	09408-00054	17-9		16-4-1				
	17-14	09408-00173	19-6						
09403-13311	45-8	09408-00265	45-10						
	46-6		46-8						
	47-8		47-10						
	48-6		48-8						
09403-13408	69-46	09420-03005	18-16						
	70-46	09440-06037	69-47						
09407-10404	77-6		70-47						
	77-17	09440-07079	26-5						
	78-6		27-5						
	78-17		28-5						
09407-14403	33-11		29-5						
	35-11		69-48						
	45-2		70-48						
	45-9	09440-18002	25-9						
	46-7	09441-17001	49-18						
	47-2		50-22						
	47-9		51-18						
	48-7		52-22						
	77-19	09471-12028	79-3						
	78-19		80-3						

## **SUZUKI DF8A/9.9A PARTS CATALOGUE**

---

SUZUKI MOTOR CORPORATION All rights reserved

No part of this document may be reproduced or transmitted in any form or by any means, electronic or mechanical, for any purpose, without the express written permission of Suzuki Motor Corporation.

SUZUKI MOTOR CORPORATION

Technical Readiness Group, Quality Administration Department  
300 Takatsuka, Minami, Hamamatsu, Japan

---

Reprint Prohibited

**SUZUKI MOTOR CORPORATION**